

**Alabama  
Agricultural  
Statistics  
Service**



**National  
Agricultural  
Statistics  
Service**

**125 Years  
The Spirit of Cooperation**

**Alabama  
Agricultural  
Statistics**

Bulletin 30  
1986 Revised  
1987 Preliminary

# ALABAMA AGRICULTURAL STATISTICS

1986 Revised

1987 Preliminary

Prepared by

ALABAMA AGRICULTURAL STATISTICS SERVICE  
Post Office Box 1071  
Montgomery, Alabama 36192

Jewel T. "Duffy" Barr, State Statistician

Hugh E. Bynum, Deputy State Statistician

## STAFF

### Estimates Group

Robert L. Jefferson  
Joel D. Moore  
Evelyn V. Chandler  
Barbara R. Wade

### Survey Group

Clayton J. McDuffie  
Forestine Herron  
Jay Garner  
Cynthia D. Price

### Data Processing

R. Jean Howell  
Linda M. Swain

### List Sampling Frame

Alliene B. Howell

### Administrative


Florence R. Darwin  
Wanda M. Hatfield  
J. Frank Stripling  
Irean M. Bennett  
Barbara P. Cooper

Issued cooperatively by

UNITED STATES  
DEPARTMENT OF AGRICULTURE  
NATIONAL AGRICULTURAL STATISTICS SERVICE  
Charles E. Caudill, Administrator

ALABAMA  
DEPARTMENT OF AGRICULTURE  
AND INDUSTRIES  
Albert McDonald, Commissioner

**A Message  
from the  
Commissioner**



The business of agriculture demands the use of statistical data to calculate risk factors that may influence crop and livestock production. To plan planting, feeding, breeding and marketing programs, producers need detailed data on production levels and prospects for commodities, price and weather. Data is needed by agribusiness, trade and financial organizations to determine inputs, resources, transportation and storage needs. Additionally, the data is relevant to those responsible for developing government programs and policies that affect agriculture.

Compiling such data and assessing the value of agriculture, a \$2.3 billion business in the state of Alabama, are roles of the Alabama Agricultural Statistics Service. A compilation of year-end values provides comprehensive data for comparison purposes. Such compilation, as found in this annual Alabama Agricultural Statistics publication, is used by industry, institutions, researchers and farmers alike to track trends and project the future growth of agriculture.

However, this and other timely publications would not be possible without the cooperative efforts of both producers who provide the information and those who conduct the surveys. I commend the Alabama Agricultural Statistics Service, a cooperative effort of the U.S. Department of Agriculture and the Alabama Department of Agriculture and Industries, for its excellent work in designing, analyzing and reporting Alabama's agricultural statistics surveys. I also commend all the farmers and agribusinessmen who take the time to provide the information that is so vital to us all.

This year's cooperative effort is especially noteworthy in that it marks the 125th anniversary of USDA's National Agricultural Statistics Service. It also marks the 61st year of the cooperative effort with the Alabama Department of Agriculture and Industries. As stated, this cooperative effort is vital to the welfare of agriculture in Alabama. I commend NASS on its long and successful history and look forward to a continued successful working relationship.

A handwritten signature in black ink that reads "Albert McDonald". The signature is written in a cursive style.

Albert McDonald  
Commissioner



# ALABAMA AGRICULTURAL STATISTICS SERVICE

U.S. DEPARTMENT OF AGRICULTURE

*in cooperation with*

ALABAMA DEPARTMENT  
OF AGRICULTURE AND INDUSTRIES

*J.T. "DUFFY" BARR*  
State Statistician

*ALBERT McDONALD*  
Commissioner of Agriculture



## FOREWORD

This annual bulletin is thirty in a series dating back to 1948. This publication remains the most popular of our releases, based on subscriber requests. We have attempted to make these bulletins the most complete accumulation of current statistical data available relating to agriculture in Alabama. This issue contains the preliminary data series of state and county estimates for 1987 and comparable data for 1986. Data for 1985 and earlier years has been revised in many instances and this published series should be used in lieu of any previously published data.

The estimates in this bulletin are developed primarily from sample surveys. In recent years we have come to rely heavily on a program of probability sampling, enumerative surveys, and objective yield measurements to support our old standby, the mail survey system. This was done to increase the precision of our estimates. The accuracy of our estimates is also linked closely to the degree of response. In Alabama the response to our surveys has been gratifying. I want to give a special thanks to the many Alabama farmers and agribusinessmen who assisted us by providing basic data about this state's agriculture. You may be assured we have kept our pledge of confidentiality of reported data.

Individual reports from farmers have been supplemented by those from the Alabama Cooperative Extension Service. In particular, income data at the county level comes from their contributions.

I express my sincere appreciation to the staff of the Alabama Agricultural Statistics Service for their continued efforts to provide quality statistics for the State of Alabama.

The staff wishes the best for Marshall Dantzer in his new assignment in D.C. and thanks him for providing five years of excellent leadership in this office.

Sincerely,

J. T. "Duffy" Barr  
State Statistician

**TABLE OF CONTENTS**

|   | <b>Page</b> |
|---|-------------|
| Message from the Commissioner .....             | 3           |
| Foreword .....                                  | 4           |
| <br><b>GENERAL</b>                              |             |
| Alabama's Rank Among States .....               | 7           |
| Number of Farms .....                           | 7           |
| County Rankings .....                           | 8-9         |
| Climatological Data .....                       | 10          |
| <br><b>ALL CROPS</b>                            |             |
| Crops Review .....                              | 11          |
| Acreage, Production, & Value .....              | 12          |
| Record Production Year, Principal Crops .....   | 12          |
| Grain Stocks .....                              | 13          |
| Corn .....                                      | 14          |
| Corn by County .....                            | 15          |
| Cotton .....                                    | 16          |
| Cotton by County .....                          | 17          |
| Hay .....                                       | 18          |
| Hay by County .....                             | 19          |
| Oats .....                                      | 20          |
| Oats by County .....                            | 21          |
| Peanuts .....                                   | 22          |
| Peanuts by County .....                         | 23          |
| Sorghum .....                                   | 24          |
| Sorghum by County .....                         | 25          |
| Soybeans .....                                  | 26          |
| Soybeans by County .....                        | 27          |
| Wheat .....                                     | 28          |
| Wheat by County .....                           | 29          |
| Irish Potatoes .....                            | 30          |
| Irish Potatoes by County .....                  | 30          |
| Sweetpotatoes .....                             | 30          |
| Sweetpotatoes by County .....                   | 30          |
| Peaches .....                                   | 30          |
| Peaches by County .....                         | 31          |
| Pecans .....                                    | 30          |
| Pecans by County .....                          | 31          |
| <br><b>LIVESTOCK</b>                            |             |
| Livestock Review .....                          | 32          |
| Cattle & Calves .....                           | 33-34       |
| Cattle & Calves by County .....                 | 36          |
| Hogs & Pigs .....                               | 34-35       |
| Hogs & Pigs by County .....                     | 36          |
| Milk Cow Inventory & Production by County ..... | 37          |

**POULTRY**

|  | <b>Page</b> |
|--|-------------|
| Poultry Review .....                           | 38          |
| Eggs .....                                     | 39          |
| Layers & Egg Production by Type .....          | 39          |
| All Chickens .....                             | 39-41       |
| Commercial Broilers .....                      | 40          |
| Commercial Broilers by County .....            | 42          |
| Hens & Pullets of Laying Age .....             | 41          |
| Hens and Pullets of Laying Age by County ..... | 42          |
| All Chickens by County .....                   | 42          |
| Egg Production by County .....                 | 42          |

**PRICES**

|                                |       |
|--------------------------------|-------|
| Prices Review .....            | 43    |
| Index of Prices Received ..... | 44-45 |
| Prices Received .....          | 46-47 |
| Prices Paid .....              | 48    |

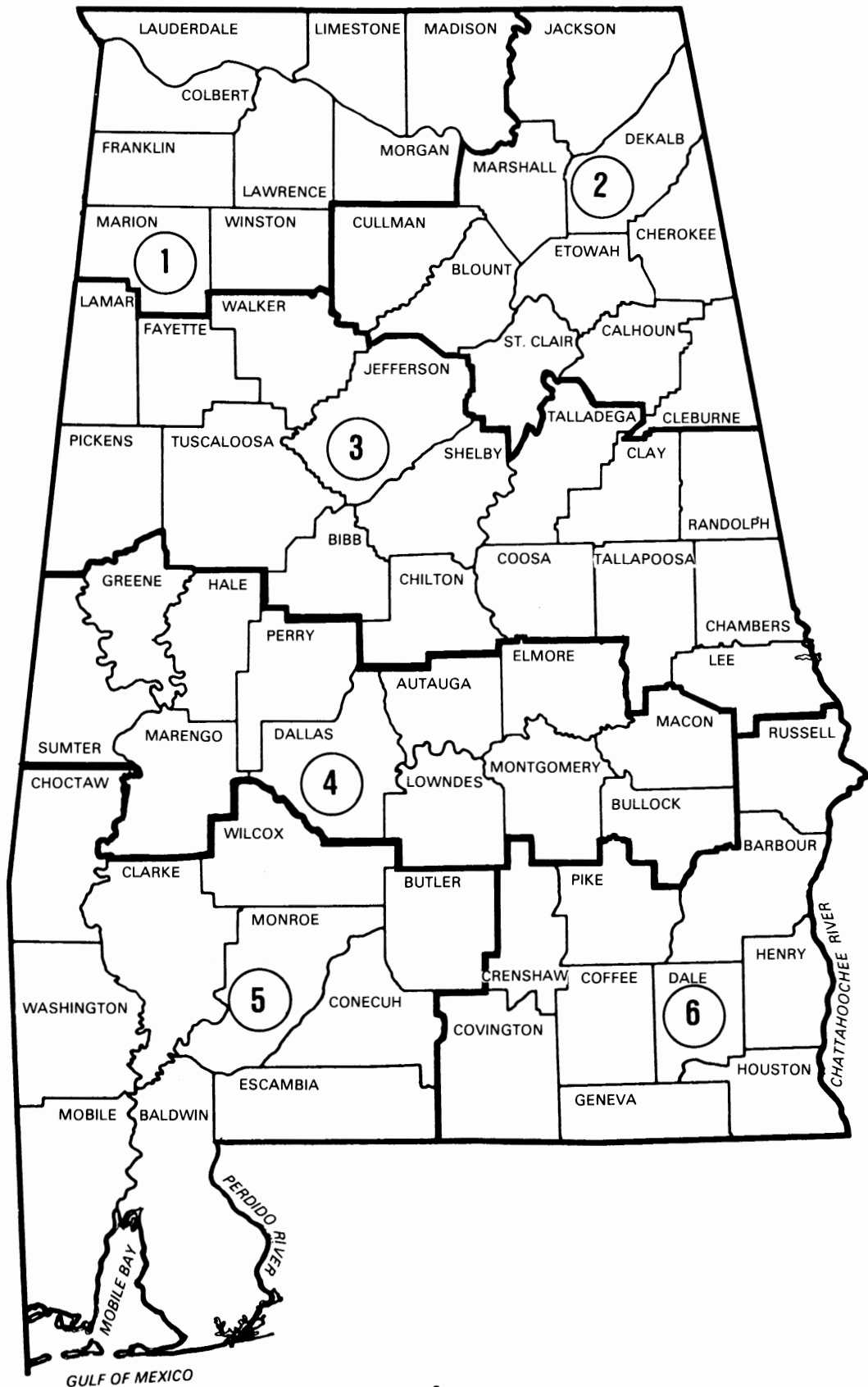
**CASH RECEIPTS**

|   |    |
|---|----|
| Cash Receipts Review .....                            | 49 |
| Cash Receipts from Farm Marketings .....              | 50 |
| Cash Receipts from Farm Marketings by County          |    |
| Cattle & Calves .....                                 | 51 |
| Hogs .....  | 51 |
| Dairy .....   | 51 |
| Broilers .....  | 52 |
| Eggs .....  | 52 |
| Other Livestock & Poultry .....                       | 52 |
| Total Livestock & Poultry .....                       | 57 |
| Corn .....  | 53 |
| Cotton .....  | 53 |
| Hay .....   | 53 |
| Sorghum .....   | 54 |
| Soybeans .....  | 54 |
| Wheat .....   | 54 |
| Peaches, Pecans, Other Fruits<br>and Vegetables ..... | 55 |
| Peanuts .....   | 55 |
| Sweet Potatoes .....                                  | 55 |
| Irish Potatoes .....                                  | 55 |
| Greenhouse, Sod & Nursery .....                       | 56 |
| Farm Forest Products .....                            | 56 |
| Other Crops .....                                     | 56 |
| Total All Crops .....                                 | 57 |
| Total Farm Commodities .....                          | 57 |
| Government Payments .....                             | 58 |
| Non-Farm Commercial Timber .....                      | 58 |
| Total Farms & Forestry Receipts .....                 | 58 |

**PUBLICATIONS ISSUED BY ALABAMA AGRICULTURAL**

|                                 |           |
|---------------------------------|-----------|
| <b>STATISTICS SERVICE .....</b> | <b>59</b> |
|---------------------------------|-----------|

# ALABAMA AGRICULTURAL REPORTING DISTRICTS



ALABAMA'S RANK AMONG STATES: PRODUCTION OF CROPS AND LIVESTOCK, 1987

| Item                         | Unit    | Rank | Production |               | Percent Total U. S. Production |
|------------------------------|---------|------|------------|---------------|--------------------------------|
|                              |         |      | Alabama    | United States |                                |
| <b>Thousands</b>             |         |      |            |               |                                |
| <b>Crops</b>                 |         |      |            |               |                                |
| Corn for grain               | Bushels | 26   | 18,000     | 7,064,143     | .3                             |
| Cotton lint                  | Bales   | 8    | 397        | 14,760        | 2.7                            |
| Cottonseed                   | Tons    | 9    | 150        | 5,769         | 2.6                            |
| Hay, all                     | Tons    | 29   | 1,470      | 149,142       | 1.0                            |
| Oats                         | Bushels | 29   | 1,075      | 373,765       | .3                             |
| Peanuts for nuts             | Pounds  | 2    | 465,300    | 3,619,440     | 12.9                           |
| Potatoes, all                | Cwt.    | 23   | 1,698      | 385,462       | .4                             |
| Sorghum grain                | Bushels | 16   | 1,920      | 740,869       | .3                             |
| Soybeans for beans           | Bushels | 23   | 7,920      | 1,904,712     | .4                             |
| Sweetpotatoes                | Cwt.    | 6    | 737        | 12,064        | 6.1                            |
| Wheat, all                   | Bushels | 33   | 5,270      | 2,105,200     | .3                             |
| <b>Fruits and Nuts</b>       |         |      |            |               |                                |
| Peaches                      | Pounds  | 19   | 10,000     | 1,471,800     | .7                             |
| Pecans                       | Pounds  | 3    | 25,000     | 262,200       | 10.5                           |
| <b>Livestock and Poultry</b> |         |      |            |               |                                |
| All cattle and calves 1/     | Head    | 23   | 1,670      | 98,994        | 1.7                            |
| Beef cows, have calved 1/    | Head    | 14   | 875        | 32,958        | 2.7                            |
| Milk cows on farms 1/        | Head    | 38   | 40         | 10,307        | .4                             |
| Milk production              | Pounds  | 41   | 502,000    | 142,462,000   | .4                             |
| Hogs and pigs 2/             | Head    | 21   | 345        | 53,975        | .6                             |
| All chickens on hand 2/      | Head    | 9    | 16,305     | 377,516       | 4.3                            |
| Eggs produced                | Number  | 9    | 2,605,000  | 69,492,000    | 3.8                            |
| Broilers produced            | Number  | 3    | 666,538    | 5,002,934 3/  | 13.3                           |

1/ January 1, 1988, inventory. 2/ December 1, 1987, inventory. 3/ Excludes states producing less than 500,000 birds.

ALABAMA NUMBER OF FARMS AND LIVESTOCK SPECIE FARMS, 1978-87 REVISED, 1988 PRELIMINARY

| Farms | Cattle Year | Beef Cow Farms | Milk Cow Farms | Hog Farms     | Poultry Farms | All Farms | Land in Farms         | Average Size of Farm |
|-------|-------------|----------------|----------------|---------------|---------------|-----------|-----------------------|----------------------|
|       |             |                |                | <b>Number</b> |               |           | <b>Thousand Acres</b> | <b>Acres</b>         |
| 1978  | 48,000      |                | 6,000          | 23,000        | 10,000        | 59,000    | 12,500                | 212                  |
| 1979  | 43,000      |                | 5,000          | 21,000        | 10,000        | 59,000    | 12,500                | 212                  |
| 1980  | 42,000      |                | 5,000          | 22,000        | 10,000        | 59,000    | 12,200                | 207                  |
| 1981  | 43,000      |                | 3,700          | 17,000        | 10,000        | 57,000    | 11,900                | 209                  |
| 1982  | 44,000      |                | 3,300          | 12,000        | 10,000        | 55,000    | 11,800                | 215                  |
| 1983  | 42,000      |                | 2,500          | 12,500        | 8,000         | 54,000    | 11,600                | 215                  |
| 1984  | 42,000      |                | 2,100          | 11,500        | 8,000         | 54,000    | 11,500                | 213                  |
| 1985  | 42,000      |                | 1,600          | 9,500         | 8,000         | 54,000    | 11,500                | 213                  |
| 1986  | 41,000      | 40,000         | 1,400          | 8,200         | 8,000         | 51,000    | 11,000                | 216                  |
| 1987  | 40,000      | 39,000         | 1,300          | 8,000         | 8,000         | 49,000    | 11,000                | 224                  |
| 1988  |             |                |                |               |               | 49,000    | 11,000                | 224                  |

ALABAMA COUNTIES RANKED BY PRODUCTION OF FIELD CROPS, 1987

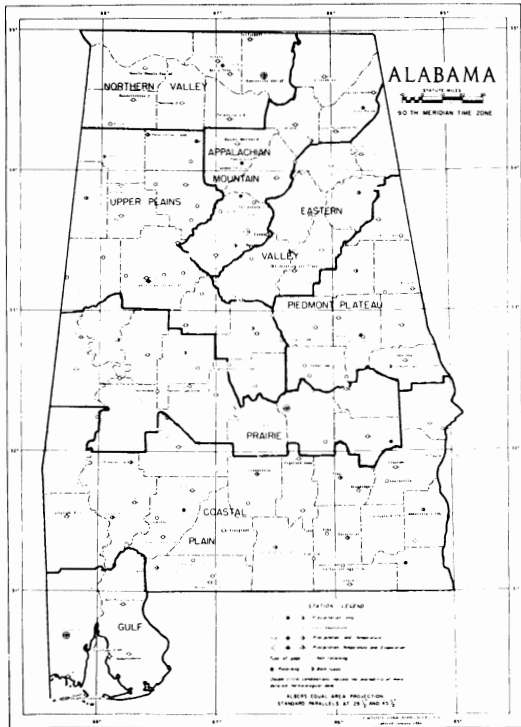
| Rank | Corn       | Cotton     | Peanuts    | Sorghum    | Soybeans   | Wheat      |
|------|------------|------------|------------|------------|------------|------------|
| 1    | Baldwin    | Limestone  | Houston    | DeKalb     | Baldwin    | Baldwin    |
| 2    | Geneva     | Lawrence   | Geneva     | Jackson    | Perry      | Madison    |
| 3    | DeKalb     | Colbert    | Henry      | Lauderdale | Madison    | Montgomery |
| 4    | Jackson    | Madison    | Coffee     | Baldwin    | Jackson    | Lawrence   |
| 5    | Monroe     | Lauderdale | Dale       | Sumter     | Dallas     | Lauderdale |
| 6    | Escambia   | Dallas     | Pike       | Elmore     | Hale       | Escambia   |
| 7    | Lauderdale | Elmore     | Covington  | Etowah     | Escambia   | DeKalb     |
| 8    | Houston    | Monroe     | Barbour    | Lawrence   | DeKalb     | Dallas     |
| 9    | Henry      | Autauga    | Crenshaw   | Madison    | Lauderdale | Hale       |
| 10   | Franklin   | Cherokee   | Conecuh    | Autauga    | Limestone  | Geneva     |
| 11   | Madison    | Escambia   | Russell    | Morgan     | Monroe     | Perry      |
| 12   | Mobile     | Tuscaloosa | Escambia   | Cullman    | Cherokee   | Cherokee   |
| 13   | Coffee     | Lowndes    | Butler     | Houston    | Cullman    | Limestone  |
| 14   | Pike       | Covington  | Bullock    | Limestone  | Lawrence   | Henry      |
| 15   | Barbour    | Macon      | Autauga    | Blount     | Montgomery | Coffee     |
| 16   | Cullman    | Henry      | Baldwin    | Colbert    | Geneva     | Cullman    |
| 17   | Marion     | Shelby     | Choctaw    | Montgomery | Marengo    | Colbert    |
| 18   | Crenshaw   | Russell    | Clarke     | Perry      | Pickens    | Houston    |
| 19   | Marshall   | Pickens    | Dallas     | Covington  | Etowah     | Morgan     |
| 20   | Covington  | Barbour    | Elmore     | Hale       | Talladega  | Marengo    |
| 21   | Limestone  | Morgan     | Greene     | Pickens    | Sumter     | Covington  |
| 22   | Lawrence   | Marengo    | Hale       | Marshall   | Marshall   | Pickens    |
| 23   | Dale       | Lee        | Lowndes    | Crenshaw   | Bullock    | Pike       |
| 24   | Hale       | Fayette    | Macon      | Pike       | Lowndes    | Jackson    |
| 25   | Conecuh    | Tallapoosa | Marengo    | Dallas     | Blount     | Greene     |
| 26   | Butler     | Cullman    | Mobile     | Monroe     | Conecuh    | Elmore     |
| 27   | Colbert    | Pike       | Monroe     | Talladega  | Wilcox     | Tuscaloosa |
| 28   | Calhoun    | Etowah     | Montgomery | Cherokee   | Franklin   | Mobile     |
| 29   | Wilcox     | Calhoun    | Perry      | Barbour    | Tuscaloosa | Monroe     |
| 30   | Clarke     | Crenshaw   | Sumter     | Fayette    | Houston    | Calhoun    |
| 31   | Blount     | Coffee     | Washington | Henry      | Mobile     | Etowah     |
| 32   | Pickens    | Geneva     | Wilcox     | Mobile     | Morgan     | Dale       |
| 33   | Perry      | Chilton    |            | Geneva     | Greene     | Franklin   |
| 34   | Washington | Houston    |            | Coffee     | Colbert    | Talladega  |
| 35   | Sumter     | Greene     |            | Dale       | Macon      | Blount     |
| 36   | Dallas     | Blount     |            | Greene     | Calhoun    | Marion     |
| 37   | Etowah     | Montgomery |            | Marion     | Fayette    | Autauga    |
| 38   | Fayette    | Washington |            | Bullock    | Marion     | Conecuh    |
| 39   | Talladega  | Lamar      |            | Macon      | Covington  | Marshall   |
| 40   | Marengo    | DeKalb     |            | Marengo    | Autauga    | Butler     |
| 41   | Russell    | Baldwin    |            | Washington | Elmore     | Barbour    |
| 42   | Tuscaloosa | Mobile     |            | Cleburne   | Butler     | Macon      |
| 43   | Macon      | Franklin   |            | Tallapoosa | Pike       | Lowndes    |
| 44   | Elmore     | Hale       |            | Russell    | Russell    | Sumter     |
| 45   | Cherokee   | Bullock    |            | Randolph   | Henry      | Russell    |
| 46   | Cleburne   | Dale       |            | St. Clair  | Coffee     | Chilton    |
| 47   | Lamar      | Marshall   |            | Butler     | Lamar      | Wilcox     |
| 48   | Winston    | Butler     |            | Clay       | Chilton    | Lamar      |
| 49   | Montgomery | Talladega  |            | Calhoun    | Barbour    | St. Clair  |
| 50   | Greene     | Conecuh    |            | Bibb       | Cleburne   | Bullock    |
| 51   | Lowndes    | Bibb       |            | Chilton    | Coosa      | Crenshaw   |
| 52   | Morgan     | Chambers   |            | Lowndes    | Crenshaw   | Bibb       |
| 53   | Autauga    | Marion     |            | Chambers   | Dale       | Cleburne   |
| 54   | Lee        | Wilcox     |            | Conecuh    | St. Clair  | Fayette    |
| 55   | Randolph   | Choctaw    |            | Wilcox     | Walker     | Clay       |
| 56   | Bullock    | Jackson    |            | Coosa      | Clarke     | Tallapoosa |
| 57   | St. Clair  | Clarke     |            | Tuscaloosa | Tallapoosa | Washington |
| 58   | Choctaw    | Sumter     |            | Escambia   | Washington | Shelby     |
| 59   | Chilton    | Winston    |            | Jefferson  | Jefferson  | Lee        |
| 60   | Shelby     | Perry      |            | Choctaw    | Winston    | Winston    |
| 61   | Bibb       | Clay       |            | Winston    | Clay       | Jefferson  |
| 62   | Clay       | Cleburne   |            | Walker     | Choctaw    | Randolph   |
| 63   | Jefferson  | Coosa      |            | Lamar      | Lee        | Choctaw    |
| 64   | Walker     | Jefferson  |            | Lee        | Bibb       | Walker     |
| 65   | Tallapoosa | Randolph   |            | Clarke     | Chambers   | Clarke     |
| 66   | Coosa      | St. Clair  |            | Shelby     | Shelby     | Coosa      |
| 67   | Chambers   | Walker     |            | Franklin   | Randolph   | Chambers   |



**ALABAMA COUNTIES RANKED BY INVENTORY OF LIVESTOCK AND PRODUCTION OF POULTRY**

| Rank | January 1, 1988  |            |            | December 1, 1987 |                   |               |
|------|------------------|------------|------------|------------------|-------------------|---------------|
|      | Cattles & Calves | Beef Cows  | Milk Cows  | Hogs & Pigs      | Broilers Produced | Eggs Produced |
| 1    | Lowndes          | Lowndes    | Morgan     | Covington        | Cullman           | Cullman       |
| 2    | Montgomery       | Montgomery | Shelby     | DeKalb           | DeKalb            | Marshall      |
| 3    | Geneva           | Lauderdale | Hale       | Houston          | Marshall          | DeKalb        |
| 4    | Lauderdale       | Cullman    | Blount     | Autauga          | Pickens           | Blount        |
| 5    | Cullman          | Pike       | Montgomery | Henry            | Coffee            | Randolph      |
| 6    | Lawrence         | Lawrence   | Cullman    | Lauderdale       | Blount            | Clay          |
| 7    | Mobile           | Geneva     | Marengo    | Coffee           | Winston           | Lawrence      |
| 8    | Pike             | Mobile     | Mobile     | Cullman          | Crenshaw          | Jefferson     |
| 9    | Hale             | Jackson    | Winston    | Barbour          | Franklin          | Morgan        |
| 10   | Covington        | Sumter     | Dallas     | Geneva           | Covington         | Jackson       |
| 11   | Sumter           | Hale       | DeKalb     | Lawrence         | Morgan            | Madison       |
| 12   | Barbour          | Barbour    | Tuscaloosa | Marshall         | Lawrence          | Winston       |
| 13   | Jackson          | Marengo    | Limestone  | Walker           | Etowah            | Cherokee      |
| 14   | Marengo          | Dallas     | Pickens    | Pike             | Walker            | Tuscaloosa    |
| 15   | Dallas           | Covington  | Talladega  | Mobile           | Geneva            | Dallas        |
| 16   | Greene           | Madison    | Madison    | Jackson          | Pike              | Cleburne      |
| 17   | Blount           | Blount     | Fayette    | Limestone        | Jackson           | Crenshaw      |
| 18   | Madison          | Chilton    | Franklin   | Dale             | Clay              | Geneva        |
| 19   | Chilton          | Greene     | Elmore     | Greene           | Dale              | Coffee        |
| 20   | Limestone        | Wilcox     | Houston    | Madison          | Calhoun           | Montgomery    |
| 21   | Escambia         | DeKalb     | Baldwin    | Colbert          | Cleburne          | Covington     |
| 22   | Baldwin          | Conecuh    | Perry      | Morgan           | Randolph          | Baldwin       |
| 23   | Wilcox           | Limestone  | Etowah     | Crenshaw         | Colbert           | Calhoun       |
| 24   | Shelby           | Henry      | Marshall   | Chilton          | St. Clair         | Lowndes       |
| 25   | Talladega        | Bullock    | Lamar      | Baldwin          | Marion            | Mobile        |
| 26   | DeKalb           | Talladega  | St. Clair  | Blount           | Butler            | Tallapoosa    |
| 27   | Conecuh          | Escambia   | Jackson    | Dallas           | Lowndes           | Limestone     |
| 28   | Monroe           | Monroe     | Jefferson  | Monroe           | Tuscaloosa        | Washington    |
| 29   | Coffee           | Coffee     | Lawrence   | Cherokee         | Talladega         | Pike          |
| 30   | Henry            | Elmore     | Cherokee   | Marion           | Lauderdale        | Franklin      |
| 31   | Perry            | Baldwin    | Lauderdale | Pickens          | Perry             | Walker        |
| 32   | Bullock          | Morgan     | Clay       | Butler           | Washington        | Pickens       |
| 33   | Clay             | Randolph   | Covington  | Etowah           | Montgomery        | St. Clair     |
| 34   | Elmore           | Crenshaw   | Calhoun    | Lowndes          | Barbour           | Shelby        |
| 35   | Morgan           | Clay       | Bullock    | Montgomery       | Cherokee          | Houston       |
| 36   | Randolph         | Houston    | Coffee     | Elmore           | Tallapoosa        | Sumter        |
| 37   | Crenshaw         | Pickens    | Bibb       | Conecuh          | Elmore            | Bullock       |
| 38   | Pickens          | Perry      | Chambers   | Perry            | Lamar             | Etowah        |
| 39   | Calhoun          | Etowah     |            | Cleburne         | Bullock           | Marion        |
| 40   | Houston          | Dale       |            | Fayette          | Choctaw           | Lee           |
| 41   | Etowah           | Shelby     |            | Franklin         | Hale              | Coosa         |
| 42   | Macon            | St. Clair  |            | Lamar            | Madison           | Butler        |
| 43   | Colbert          | Calhoun    |            | Shelby           | Jefferson         | Chilton       |
| 44   | Tuscaloosa       | Macon      |            | Russell          | Autauga           | Conecuh       |
| 45   | Franklin         | Colbert    |            | Washington       | Baldwin           | Marengo       |
| 46   | Winston          | Butler     |            | St. Clair        | Wilcox            | Clarke        |
| 47   | St. Clair        | Chambers   |            | Wilcox           | Marengo           | Wilcox        |
| 48   | Butler           | Franklin   |            | Choctaw          | Greene            | Lauderdale    |
| 49   | Chambers         | Lee        |            | Escambia         | Lee               | Bibb          |
| 50   | Dale             | Walker     |            | Jefferson        | Chambers          | Henry         |
| 51   | Walker           | Tuscaloosa |            | Talladega        | Macon             | Dale          |
| 52   | Cherokee         | Winston    |            | Chambers         | Bibb              | Talladega     |
| 53   | Lee              | Marshall   |            | Hale             | Conecuh           | Russell       |
| 54   | Lamar            | Lamar      |            | Tuscaloosa       | Dallas            | Elmore        |
| 55   | Tallapoosa       | Washington |            | Macon            | Mobile            | Autauga       |
| 56   | Washington       | Choctaw    |            | Randolph         | Fayette           | Lamar         |
| 57   | Marshall         | Autauga    |            | Lee              | Coosa             | Escambia      |
| 58   | Choctaw          | Tallapoosa |            | Marengo          | Limestone         | Fayette       |
| 59   | Autauga          | Clarke     |            | Sumter           | Chilton           | Greene        |
| 60   | Clarke           | Marion     |            | Bullock          | Henry             | Choctaw       |
| 61   | Jefferson        | Cherokee   |            | Clarke           | Escambia          | Monroe        |
| 62   | Bibb             | Russell    |            | Clay             | Houston           | Chambers      |
| 63   | Marion           | Bibb       |            | Winston          | Sumter            | Hale          |
| 64   | Fayette          | Coosa      |            | Bibb             | Monroe            | Barbour       |
| 65   | Cleburne         | Cleburne   |            | Calhoun          | Clarke            | Perry         |
| 66   | Russell          | Fayette    |            | Tallapoosa       | Shelby            | Macon         |
| 67   | Coosa            | Jefferson  |            | Coosa            | Russell           | Colbert       |

ALABAMA CLIMATOLOGICAL DATA



| Weather Area     | Total Precipitation 1987 | Average Temperature 1987 |
|------------------|--------------------------|--------------------------|
|                  | Inches                   | Degrees                  |
| Northern Valley  | 37.74                    | 60.95                    |
| Appalachian Mts. | 39.09                    | 60.27                    |
| Upper Plains     | 37.61                    | 61.83                    |
| Eastern Valley   | 38.19                    | 62.04                    |
| Piedmont Plateau | 40.62                    | 61.98                    |
| Prairie          | 38.75                    | 63.91                    |
| Coastal Plain    | 42.75                    | 64.79                    |
| Gulf             | 56.08                    | 66.63                    |

ALABAMA CLIMATOLOGICAL DATA  
 PRECIPITATION AND AVERAGE TEMPERATURES  
 SELECTED WEATHER AREAS, BY MONTHS, 1987

| Weather Area     | Precipitation   |      |      |      |      |      |      |      |      |      |      |      |
|------------------|-----------------|------|------|------|------|------|------|------|------|------|------|------|
|                  | Jan.            | Feb. | Mar. | Apr. | May  | Jun. | Jul. | Aug. | Sep. | Oct. | Nov. | Dec. |
|                  | Inches of Water |      |      |      |      |      |      |      |      |      |      |      |
| Northern Valley  | 4.89            | 6.81 | 4.11 | 1.38 | 1.92 | 4.49 | 2.83 | 1.75 | 5.69 | .95  | 4.92 | 5.55 |
| Appalachian Mts. | 6.13            | 6.59 | 5.15 | 1.76 | 3.80 | 5.19 | 3.66 | 2.71 | 3.17 | 1.32 | 3.28 | 4.15 |
| Upper Plains     | 6.41            | 7.82 | 4.18 | .64  | 3.37 | 5.65 | 2.74 | 2.72 | 3.07 | .52  | 3.92 | 4.09 |
| Eastern Valley   | 5.99            | 7.85 | 5.18 | 1.48 | 3.79 | 5.25 | 2.86 | 2.99 | 1.94 | 1.30 | 3.18 | 4.02 |
| Piedmont Plateau | 6.17            | 7.62 | 5.41 | .99  | 5.39 | 6.18 | 4.06 | 2.44 | 2.06 | .64  | 3.29 | 4.49 |
| Prairie          | 7.12            | 7.44 | 4.44 | .60  | 4.18 | 5.88 | 2.48 | 3.65 | 3.27 | .24  | 3.46 | 3.74 |
| Coastal Plain    | 6.31            | 7.05 | 5.62 | .67  | 5.60 | 6.59 | 3.03 | 4.95 | 2.65 | .25  | 5.05 | 3.53 |
| Gulf             | 6.83            | 8.96 | 5.38 | .70  | 9.64 | 9.20 | 5.50 | 8.35 | 2.91 | .26  | 5.56 | 4.45 |

| Weather Area     | Average Temperatures |      |      |      |      |      |      |      |      |      |      |      |
|------------------|----------------------|------|------|------|------|------|------|------|------|------|------|------|
|                  | Jan.                 | Feb. | Mar. | Apr. | May  | Jun. | Jul. | Aug. | Sep. | Oct. | Nov. | Dec. |
|                  | Degrees Fahrenheit   |      |      |      |      |      |      |      |      |      |      |      |
| Northern Valley  | 39.2                 | 45.1 | 53.2 | 57.9 | 73.1 | 76.8 | 79.4 | 81.2 | 71.8 | 54.9 | 52.6 | 46.2 |
| Appalachian Mts. | 39.2                 | 44.5 | 52.1 | 57.2 | 72.2 | 75.1 | 78.6 | 80.1 | 70.8 | 54.3 | 52.7 | 46.4 |
| Upper Plains     | 40.3                 | 46.6 | 54.4 | 59.0 | 73.1 | 76.3 | 79.7 | 81.4 | 73.3 | 56.2 | 54.2 | 47.5 |
| Eastern Valley   | 41.9                 | 46.6 | 54.4 | 59.4 | 72.9 | 76.1 | 79.5 | 80.9 | 72.7 | 56.4 | 54.4 | 49.3 |
| Piedmont Plateau | 41.9                 | 45.9 | 54.3 | 59.0 | 71.9 | 75.8 | 79.3 | 80.8 | 73.1 | 56.9 | 55.2 | 49.6 |
| Prairie          | 43.6                 | 49.1 | 56.6 | 60.9 | 74.0 | 77.7 | 81.1 | 82.5 | 74.7 | 59.0 | 56.2 | 51.5 |
| Coastal Plain    | 45.9                 | 50.4 | 57.7 | 61.7 | 74.2 | 77.9 | 80.7 | 81.9 | 75.3 | 60.0 | 58.4 | 53.4 |
| Gulf             | 48.7                 | 53.8 | 59.5 | 64.4 | 75.4 | 78.9 | 81.4 | 82.0 | 76.7 | 63.0 | 59.3 | 56.4 |

Source: National Oceanic and Atmospheric Administration, Environmental Data and Information Service.

# CROPS REVIEW

1987

JOEL D. MOORE

In 1987 Alabama crop producers were faced with less than favorable growing conditions for the second straight year. Drought conditions during the second half of the year were just as damaging in some areas as the drought of 1986, and a late season freeze significantly affected spring fruit and vegetable production for the third consecutive year. Marketings of field crops, vegetables, fruits, nuts and nursery items generated \$588 million for farmers in the state during 1987, a decrease of 1 percent from 1986. The production of all crops, excluding farm forest products, accounted for 27 percent of the total cash receipts from farm marketings in 1987.

The principal crops planted in Alabama during 1987 decreased in total acreage by 15 percent from 1986, but value of production increased by 9 percent. Improved yields and prices for most crops in 1987 were responsible for the increase in total value. Soybeans showed the largest acreage decline from 1986, down 150,000 acres, followed by wheat and sorghum with a 90,000 and 80,000 acre drop, respectively. Area of corn harvested for grain sank to a new record low at 250,000 acres and soybeans dropped to the lowest acreage since 1966. The only crop to show a significant acreage increase from 1986 was cotton, which was up 6 percent from the previous year. Alabama continued to rank second in the U.S. in the production of peanuts and eighth in the production of cotton.

Land preparations got a late start in 1987 as wet conditions persisted throughout February and into March. Soil moisture supplies were rated as surplus during March, but steadily declined to mostly short by the first of May. Spring plantings got underway on schedule in the southern portions of the state in early March, but lagged 1 to 3 weeks behind normal in other areas. Freezing temperatures during the end of March and first of April hurt the early producing fruit and vegetable crops, but peach orchards recovered in time to still produce around half of a normal crop. Seeding of the cotton and sorghum crops finished ahead of normal with plantings of the other major crops being completed about on schedule. Farmers began harvesting the first cutting of hay during the last half of April and continued at a rapid pace through mid-June. Frequent showers the last half of June improved soil moisture in most areas. The condition of the winter wheat crop remained mostly fair to good throughout the growing season with harvest beginning about mid-May. Producers made excellent progress to finish ahead of schedule by the second week of July.

Below normal rainfall from July through November in many areas had a significant impact on the development of late maturing crops. The corn crop, however, received sufficient moisture during the growing season to prevent any major damage. Corn harvest began slightly ahead of normal in mid-July and progressed at a normal pace through late October. Final yields for the state's corn crop averaged only three bushels less than the record high set in 1985. Although second and third cuttings of hay were not near as productive as the first, yields averaged only slightly below the record level of 2.2 tons per acre.

The hot, dry weather in July began to take its toll on most row crops in the central and southern portions of the state. Heat stressed cotton plants began throwing off squares in the Tennessee Valley, and by late summer the lack of any significant rainfall had also caused a noticeable decline in the development of both the soybean and peanut crops. Drought conditions hastened the maturity of all crops and harvest began ahead of normal in most areas. Digging of the peanut crop began in late August, while the harvest of soybeans and cotton began ahead of schedule the middle of September. Dry conditions allowed an early start with small grain seedings. Soil moisture remained mostly short throughout the rest of the year, except in the extreme southwest corner of the state.

Pecan growers entered the fall with the largest crop since 1981, but dry weather and cool fall temperatures affected the quality of the nuts and producers received the lowest average price for their crop in 12 years. The harvest of all the state's row crops were completed ahead of schedule with cotton producers wrapping up harvest as early as three to four weeks ahead of normal. Final yields for soybeans and peanuts averaged the lowest since the drought year of 1980, but yields for cotton, sorghum, and small grains all showed an increase from the previous year.

## ALABAMA'S FIVE LEADING CROPS: ACREAGE, YIELD, PRODUCTION, AND VALUE, 1987

| Crop               | Unit | Harvested      | Yield per Harvested Acre | Production     | Value of Production |
|--------------------|------|----------------|--------------------------|----------------|---------------------|
|                    |      | Thousand Acres | Unit                     | Thousand Units | Thousand Dollars    |
| Corn               | Bu.  | 250            | 72                       | 18,000         | 32,400              |
| Cotton lint 1/     | Lb.  | 333            | 572                      | 397            | 135,830 2/          |
| Hay                | Ton  | 700            | 2.10                     | 1,470          | 92,610              |
| Peanuts for nuts   | Lb.  | 220            | 2,115                    | 465,300        | 134,937             |
| Soybeans for beans | Bu.  | 480            | 16.5                     | 7,920          | 42,768              |

1/ Production in 480 pound net weight bales. 2/ Cottonseed would add \$11,775,000 to the value of production from the cotton crop.

ALABAMA CROPS: ACREAGE, YIELD, PRODUCTION, PRICE, AND VALUE OF PRODUCTION, 1987 PRELIMINARY

| Crop                   | Unit | Planted        | Harvested | Yield per Harvested Acre | Production | Season Average Price | Value of Production |
|------------------------|------|----------------|-----------|--------------------------|------------|----------------------|---------------------|
|                        |      | Thousand Acres | Unit      | Thousand Units           | Dollars    | Thousand Dollars     |                     |
| <b>Field Crops</b>     |      |                |           |                          |            |                      |                     |
| Corn, all              | -    | 300            | -         | -                        | -          | -                    | -                   |
| Corn grain             | Bu.  | -              | 250       | 72.0                     | 18,000     | 2.15                 | 38,700              |
| Corn silage            | Ton  | -              | 22        | 10.0                     | 220        | -                    | -                   |
| Winter wheat           | Bu.  | 250            | 170       | 31.0                     | 5,270      | 2.50                 | 13,175              |
| Oats                   | Bu.  | 45             | 25        | 43.0                     | 1,075      | 1.40                 | 1,505               |
| Sorghum, all           | -    | 60             | -         | -                        | -          | -                    | -                   |
| Sorghum grain          | Bu.  | -              | 40        | 48.0                     | 1,920      | 1.40                 | 2,688               |
| Sorghum silage         | Ton  | -              | 10        | 9.5                      | 95         | -                    | -                   |
| Hay, all               | Ton  | -              | 700       | 2.10                     | 1,470      | 63.50                | 93,345              |
| Cotton lint 1/         | Lb.  | 335            | 333       | 572                      | 397        | .651                 | 124,055             |
| Cottonseed             | Ton  | -              | -         | -                        | 150.0      | 78.50                | 11,775              |
| Irish potatoes, all    | Cwt. | 12.2           | 11.9      | 143                      | 1,698      | 10.30                | 17,472              |
| Spring                 | Cwt. | 5.0            | 4.9       | 125                      | 613        | 13.90                | 8,521               |
| Summer                 | Cwt. | 7.2            | 7.0       | 155                      | 1,085      | 8.25                 | 8,951               |
| Sweetpotatoes          | Cwt. | 6.8            | 6.7       | 110                      | 737        | 13.00                | 9,581               |
| <b>Legumes</b>         |      |                |           |                          |            |                      |                     |
| Soybeans, all          | -    | 500            | -         | -                        | -          | -                    | -                   |
| Soybeans for beans     | Bu.  | -              | 480       | 16.5                     | 7,920      | 5.70                 | 45,144              |
| Peanuts, all           | -    | 221            | -         | -                        | -          | -                    | -                   |
| Peanuts for nuts       | Lb.  | -              | 220       | 2,115                    | 465,300    | .290                 | 134,937             |
| <b>Fruits and Nuts</b> |      |                |           |                          |            |                      |                     |
| Peaches                | Lb.  | -              | -         | -                        | 10,000     | .236                 | 2,360               |
| Pecans, all            | Lb.  | -              | -         | -                        | 25,000     | .380                 | 9,488               |
| Pecans, improved       | Lb.  | -              | -         | -                        | 13,750     | .420                 | 5,775               |
| Pecans, seedling       | Lb.  | -              | -         | -                        | 11,250     | .330                 | 3,713               |

1/Production in 480 pound net weight bales.

ALABAMA RECORD YEAR OF PRINCIPAL CROPS

| Crop                | Unit | Harvested |                | Yield Per Acre |       | Production |                |
|---------------------|------|-----------|----------------|----------------|-------|------------|----------------|
|                     |      | Year      | Thousand Acres | Year           | Unit  | Year       | Thousand Units |
| Cotton lint 1/      | Lb.  | 1911      | 3,833          | 1985           | 795.0 | 1914       | 1,748          |
| Corn grain          | Bu.  | 1935      | 3,688          | 1985           | 75.0  | 1955       | 58,870         |
| Winter wheat        | Bu.  | 1982      | 725            | 1981           | 44.0  | 1981       | 24,860         |
| Oats                | Bu.  | 1883      | 410            | 1981           | 59.0  | 1945       | 6,292          |
| Sorghum grain       | Bu.  | 1985      | 230            | 1985           | 55.0  | 1985       | 12,650         |
| Irish potatoes, all | Cwt. | 1941/44   | 54.0           | 1985           | 172.0 | 1953       | 3,768          |
| Spring              | Cwt. | 1953      | 28.3           | 1981           | 180.0 | 1953       | 3,339          |
| Summer              | Cwt. | 1949      | 17.3           | 1985           | 180.0 | 1979       | 1,530          |
| Sweetpotatoes       | Cwt. | 1934      | 111            | 1982/85        | 120.0 | 1955       | 936            |
| Hay, all            | Ton  | 1943      | 1,228          | 1985           | 2.20  | 1985       | 1,540          |
| Soybeans for beans  | Bu.  | 1979      | 2,150          | 1985           | 27.0  | 1979       | 53,750         |
| Peanuts             | Lb.  | 1943      | 574            | 1984           | 2,960 | 1984       | 648,550        |

1/Production in 500 lb. gross weight bales.

ALABAMA GRAIN STOCKS, ON-FARM AND TOTAL STOCKS IN ALL POSITIONS, 1978-86 REVISED, 1987 PRELIMINARY

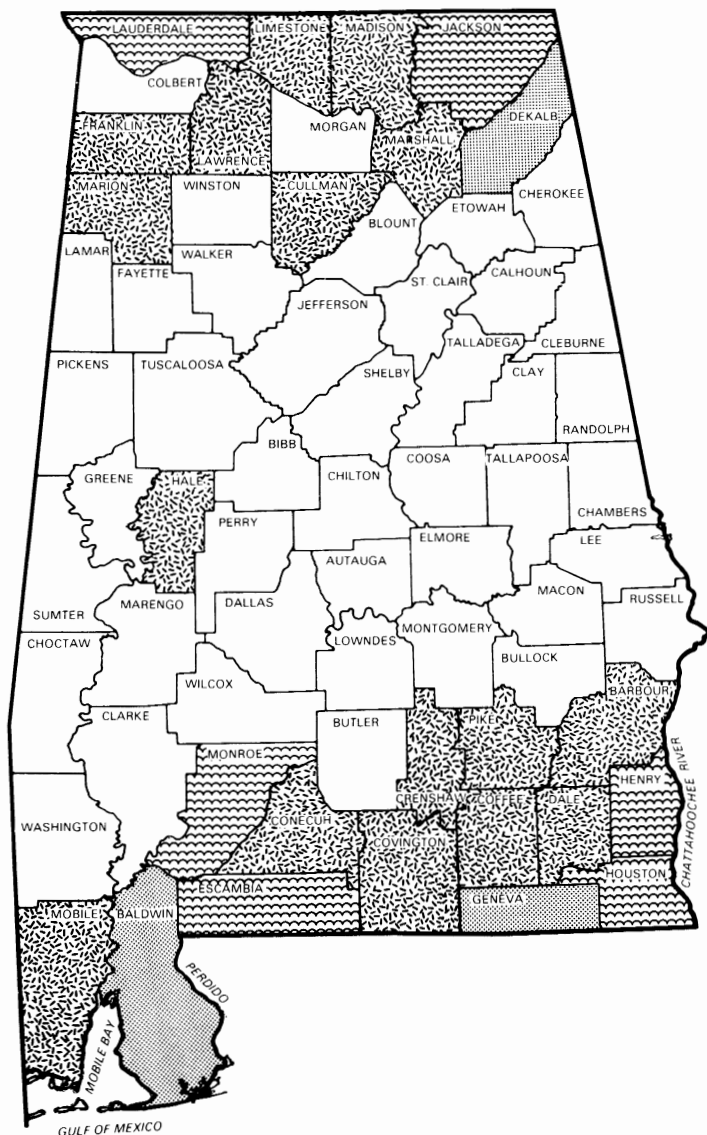
| Crop and Year   | January 1 1/     |                        | April 1 1/ |                        | June 1 1/ |                        | October 1 1/ |                        |
|-----------------|------------------|------------------------|------------|------------------------|-----------|------------------------|--------------|------------------------|
|                 | On-Farm          | Total All Positions 2/ | On-Farm    | Total All Positions 2/ | On-Farm   | Total All Positions 2/ | On-Farm      | Total All Positions 2/ |
| <b>Corn</b>     | Thousand Bushels |                        |            |                        |           |                        |              |                        |
| 1978            | 6,416            | 10,344                 | 2,936      | 6,878                  | 1,523     | 3,946                  | 218          | 1,046                  |
| 1979            | 11,696           | 16,052                 | 5,168      | 8,736                  | 3,808     | 6,749                  | 816          | 2,086                  |
| 1980            | 14,699           | 19,624                 | 7,962      | 10,933                 | 4,900     | 7,409                  | 1,225        | 3,191                  |
| 1981            | 6,243            | 10,682                 | 2,284      | 5,341                  | 1,675     | 3,430                  | 761          | 1,845                  |
| 1982            | 10,786           | 13,866                 | 6,996      | 9,227                  | 4,081     | 6,155                  | 1,166        | 2,060                  |
| 1983            | 8,026            | 10,882                 | 5,016      | 6,852                  | 3,762     | 5,485                  | 1,505        | 2,351                  |
| 1984            | 5,578            | 8,564                  | 3,059      | 5,681                  | 1,440     | 3,691                  | 1,080        | 1,416                  |
| 1985            | 6,507            | 9,864                  | 3,253      | 5,991                  | 1,752     | 3,795                  | 751          | 1,397                  |
| 1986            | 6,094            | 10,498                 | *          | *                      | *         | *                      | *            | *                      |
| 1987            | *                | *                      | *          | *                      | *         | *                      | *            | *                      |
| <b>Oats</b>     |                  |                        |            |                        |           |                        |              |                        |
| 1978            | 238              | 690                    | 107        | 286                    | 24        | 198                    | 780          | 1,529                  |
| 1979            | 444              | 1,088                  | 215        | 542                    | 94        | 368                    | 638          | 1,005                  |
| 1980            | 385              | 706                    | 253        | 343                    | 181       | 214                    | 315          | *                      |
| 1981            | 189              | 574                    | 69         | *                      | 50        | *                      | 944          | 1,195                  |
| 1982            | 708              | *                      | 283        | *                      | 59        | *                      | 728          | 1,323                  |
| 1983            | 520              | 802                    | 250        | 523                    | 83        | 168                    | 823          | 1,038                  |
| 1984            | 333              | 414                    | 98         | 158                    | 49        | 120                    | 504          | 624                    |
| 1985            | 317              | 414                    | 187        | *                      | 101       | 182                    | 789          | 956                    |
| 1986            | 603              | 756                    | 3/         | *                      | *         | *                      | *            | *                      |
| 1987            |                  |                        |            |                        | *         | *                      |              |                        |
| <b>Sorghum</b>  |                  |                        |            |                        |           |                        |              |                        |
| 1978            | 335              | *                      | 131        | *                      | 51        | *                      | 44           | *                      |
| 1979            | 579              | 596                    | 264        | 267                    | 151       | *                      | 50           | *                      |
| 1980            | 404              | 428                    | 207        | 209                    | 52        | *                      | 10           | *                      |
| 1981            | 561              | *                      | 112        | *                      | 45        | 45                     | 8            | *                      |
| 1982            | 966              | 995                    | 386        | 412                    | 86        | 96                     | 32           | *                      |
| 1983            | 1,462            | 1,508                  | 877        | 892                    | 380       | 408                    | 88           | *                      |
| 1984            | 1,290            | 1,597                  | 430        | 490                    | 129       | 161                    | 43           | *                      |
| 1985            | 2,070            | 2,543                  | 900        | *                      | 450       | *                      | 180          | *                      |
| 1986            | 2,657            | 5,247                  | 3/         | *                      | 150       | *                      | 150          | *                      |
| 1987            |                  |                        |            |                        | 440       | 568                    | 560          | 1,752                  |
| <b>Soybeans</b> |                  |                        |            |                        |           |                        |              |                        |
| 1978            | 7,245            | 18,389                 | 4,095      | 8,109                  | 315       | 3,271                  | 126          | 1,033                  |
| 1979            | 5,828            | 20,065                 | 3,885      | 11,511                 | 1,554     | 6,986                  | 389          | 1,495                  |
| 1980            | 9,138            | 24,692                 | 6,450      | 14,537                 | 3,225     | 8,844                  | 2,419        | 4,819                  |
| 1981            | 4,095            | 19,422                 | 3,465      | 10,668                 | 1,890     | *                      | 1,575        | *                      |
| 1982            | 12,080           | 22,851                 | 5,575      | 8,450                  | 2,788     | *                      | 1,394        | 2,177                  |
| 1983            | 15,500           | 30,527                 | 6,000      | 14,515                 | 4,000     | *                      | 1,750        | 3,703                  |
| 1984            | 5,400            | 18,572                 | 3,000      | *                      | 1,200     | *                      | 300          | *                      |
| 1985            | 5,754            | 15,787                 | 2,589      | 6,510                  | 1,439     | 4,151                  | 432          | *                      |
| 1986            | 5,284            | 18,365                 | 2,503      | 9,616                  | 1,669     | 4,926                  | 600          | 2,958                  |
| 1987            | 6,000            | 15,440                 | 1,500      | 9,376                  | 900       | 4,098                  | 400          | 2,472                  |
| <b>Wheat</b>    |                  |                        |            |                        |           |                        |              |                        |
| 1978            | 462              | *                      | 123        | *                      | 62        | *                      | 515          | *                      |
| 1979            | 234              | *                      | 70         | *                      | 47        | 172                    | 528          | 2,468                  |
| 1980            | 377              | *                      | 113        | *                      | 75        | *                      | 398          | *                      |
| 1981            | 166              | 988                    | 7          | *                      | 7         | *                      | 2,735        | 5,384                  |
| 1982            | 2,237            | 3,547                  | 497        | 1,636                  | 298       | *                      | 2,552        | 5,686                  |
| 1983            | 2,088            | 4,165                  | 928        | 2,509                  | 464       | 1,126                  | 1,063        | 3,527                  |
| 1984            | 759              | 2,437                  | 455        | 1,154                  | 152       | *                      | 1,630        | 2,905                  |
| 1985            | 741              | *                      | 445        | 818                    | 296       | *                      | 1,024        | 3,632                  |
| 1986            | 768              | 2,104                  | *          | *                      | *         | *                      | *            | *                      |
| 1987            | *                | *                      | *          | *                      | *         | *                      | *            | *                      |

1/ Beginning September 1, 1986, all stocks surveys were changed to four quarterly periods (December 1, March 1, June 1, September 1). Prior to 1986, the end of season for corn was October 1 and September 1 for soybeans. 2/ On-farm stocks plus off-farm stocks. 3/ Per program modification: Stocks estimates for oats will be made as of June 1 each year; sorghum stocks estimates, each June 1 and September 1. \*Unpublished to avoid disclosing individual operations.

CORN

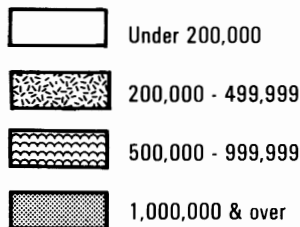
1987

BUSHELS OF GRAIN PRODUCED



Ten Leading Counties

|                  |           |
|------------------|-----------|
| Baldwin .....    | 2,300,000 |
| Geneva .....     | 1,375,000 |
| DeKalb .....     | 1,210,000 |
| Jackson .....    | 897,000   |
| Monroe .....     | 773,000   |
| Escambia .....   | 765,000   |
| Lauderdale ..... | 745,000   |
| Houston .....    | 646,000   |
| Henry .....      | 605,000   |
| Franklin .....   | 485,000   |



ALABAMA CORN: PLANTED, HARVESTED, YIELD, AND PRODUCTION, 1978-86 REVISED, 1987 PRELIMINARY

| Year | Planted for All Purposes | Harvested for Grain | Yield   | Production       | Value of Production |
|------|--------------------------|---------------------|---------|------------------|---------------------|
|      | Thousand Acres           |                     | Bushels | Thousand Bushels | Thousand Dollars    |
| 1978 | 640                      | 544                 | 50.0    | 27,200           | 63,920              |
| 1979 | 570                      | 502                 | 61.0    | 30,622           | 90,335              |
| 1980 | 540                      | 423                 | 36.0    | 15,228           | 54,821              |
| 1981 | 600                      | 530                 | 55.0    | 29,150           | 78,705              |
| 1982 | 450                      | 380                 | 66.0    | 25,080           | 67,716              |
| 1983 | 350                      | 305                 | 59.0    | 17,995           | 63,882              |
| 1984 | 450                      | 385                 | 65.0    | 25,025           | 71,321              |
| 1985 | 370                      | 325                 | 75.0    | 24,375           | 56,063              |
| 1986 | 340                      | 270                 | 57.0    | 15,390           | 29,241              |
| 1987 | 300                      | 250                 | 72.0    | 18,000           | 38,700              |

ALABAMA CORN: ACREAGE, YIELD, AND PRODUCTION, 1986 REVISED, 1987 PRELIMINARY, BY COUNTY

| District and County   | 1986 1/              |                     |                          |                   | 1987 2/              |                     |                          |                   |
|-----------------------|----------------------|---------------------|--------------------------|-------------------|----------------------|---------------------|--------------------------|-------------------|
|                       | Planted All Purposes | Harvested for Grain | Yield per Harvested Acre | Production        | Planted All Purposes | Harvested for Grain | Yield per Harvested Acre | Production        |
|                       | Acres                |                     | Bushels                  |                   | Acres                |                     | Bushels                  |                   |
| Colbert               | 3,700                | 3,300               | 59.7                     | 197,000           | 3,000                | 2,500               | 78.0                     | 195,000           |
| Franklin              | 7,500                | 6,800               | 57.1                     | 388,000           | 8,000                | 6,400               | 75.8                     | 485,000           |
| Lauderdale            | 9,200                | 8,000               | 70.0                     | 560,000           | 10,000               | 9,600               | 77.6                     | 745,000           |
| Lawrence              | 4,500                | 4,000               | 75.0                     | 300,000           | 3,700                | 3,500               | 64.3                     | 225,000           |
| Limestone             | 6,800                | 5,700               | 69.3                     | 395,000           | 4,300                | 4,000               | 57.5                     | 230,000           |
| Madison               | 10,500               | 9,400               | 63.3                     | 595,000           | 7,500                | 6,800               | 70.6                     | 480,000           |
| Marion                | 7,000                | 6,500               | 52.3                     | 340,000           | 5,000                | 4,500               | 76.7                     | 345,000           |
| Morgan                | 2,500                | 1,500               | 53.3                     | 80,000            | 1,500                | 1,100               | 54.5                     | 60,000            |
| Winston               | 2,500                | 1,200               | 56.7                     | 68,000            | 2,000                | 1,500               | 46.0                     | 69,000            |
| <b>District 1</b>     | <b>54,200</b>        | <b>46,400</b>       | <b>63.0</b>              | <b>2,923,000</b>  | <b>45,000</b>        | <b>39,900</b>       | <b>71.0</b>              | <b>2,834,000</b>  |
| Blount                | 4,500                | 3,300               | 66.7                     | 220,000           | 2,700                | 1,600               | 86.9                     | 139,000           |
| Calhoun               | 2,200                | 1,600               | 59.4                     | 95,000            | 2,500                | 2,200               | 88.2                     | 194,000           |
| Cherokee              | 1,800                | 1,300               | 47.7                     | 62,000            | 2,000                | 1,200               | 69.2                     | 83,000            |
| Cleburne              | 700                  | 500                 | 62.0                     | 31,000            | 1,000                | 900                 | 90.0                     | 81,000            |
| Cullman               | 7,700                | 5,600               | 62.5                     | 350,000           | 6,000                | 4,200               | 85.0                     | 357,000           |
| DeKalb                | 14,800               | 13,700              | 49.3                     | 675,000           | 16,000               | 15,600              | 77.6                     | 1,210,000         |
| Etowah                | 4,000                | 3,200               | 53.1                     | 170,000           | 4,300                | 1,800               | 55.6                     | 100,000           |
| Jackson               | 17,500               | 14,700              | 53.5                     | 787,000           | 15,200               | 13,800              | 65.0                     | 897,000           |
| Marshall              | 6,000                | 4,400               | 61.4                     | 270,000           | 5,000                | 3,500               | 80.0                     | 280,000           |
| St. Clair             | 1,000                | 500                 | 70.0                     | 35,000            | 600                  | 600                 | 70.0                     | 42,000            |
| <b>District 2</b>     | <b>60,200</b>        | <b>48,800</b>       | <b>55.2</b>              | <b>2,695,000</b>  | <b>55,300</b>        | <b>45,400</b>       | <b>74.5</b>              | <b>3,383,000</b>  |
| Bibb                  | 900                  | 600                 | 45.0                     | 27,000            | 900                  | 700                 | 38.6                     | 27,000            |
| Chambers              |                      |                     |                          |                   |                      |                     |                          |                   |
| Chilton               | 1,500                | 1,000               | 35.0                     | 35,000            | 1,000                | 900                 | 37.8                     | 34,000            |
| Clay                  | 800                  | 500                 | 36.0                     | 18,000            | 600                  | 500                 | 42.0                     | 21,000            |
| Coosa                 |                      |                     |                          |                   |                      |                     |                          |                   |
| Fayette               | 3,500                | 2,000               | 60.0                     | 120,000           | 2,900                | 1,300               | 76.9                     | 100,000           |
| Jefferson             | 1,200                | 600                 | 58.3                     | 35,000            | 900                  | 500                 | 40.0                     | 20,000            |
| Lamar                 | 3,300                | 2,400               | 54.2                     | 130,000           | 3,100                | 1,300               | 61.5                     | 80,000            |
| Lee                   | 1,000                | 500                 | 40.0                     | 20,000            | 700                  | 600                 | 75.0                     | 45,000            |
| Pickens               | 3,700                | 2,000               | 55.0                     | 110,000           | 2,600                | 1,900               | 68.4                     | 130,000           |
| Randolph              | 1,200                | 800                 | 47.5                     | 38,000            | 1,300                | 800                 | 56.3                     | 45,000            |
| Shelby                | 700                  | 500                 | 40.0                     | 20,000            | 700                  | 500                 | 60.0                     | 30,000            |
| Talladega             | 1,500                | 900                 | 72.2                     | 65,000            | 1,800                | 1,300               | 75.4                     | 98,000            |
| Tallapoosa            |                      |                     |                          |                   |                      |                     |                          |                   |
| Tuscaloosa            | 3,100                | 2,500               | 60.0                     | 150,000           | 3,200                | 1,200               | 74.2                     | 89,000            |
| Walker                | 1,000                | 700                 | 42.9                     | 30,000            | 700                  | 500                 | 34.0                     | 17,000            |
| <b>District 3</b>     | <b>23,400</b>        | <b>15,000</b>       | <b>53.2</b>              | <b>798,000</b>    | <b>20,400</b>        | <b>12,000</b>       | <b>61.3</b>              | <b>736,000</b>    |
| Autauga               | 2,800                | 2,000               | 38.5                     | 77,000            | 1,800                | 1,200               | 45.8                     | 55,000            |
| Bullock               | 1,500                | 1,000               | 39.0                     | 39,000            | 1,000                | 900                 | 47.8                     | 43,000            |
| Dallas                | 2,700                | 1,700               | 44.1                     | 75,000            | 2,800                | 1,700               | 60.0                     | 102,000           |
| Elmore                | 3,000                | 2,400               | 40.8                     | 98,000            | 1,800                | 1,700               | 50.0                     | 85,000            |
| Greene                | 3,000                | 1,500               | 30.0                     | 45,000            | 2,900                | 1,400               | 44.3                     | 62,000            |
| Hale                  | 4,600                | 3,800               | 64.5                     | 245,000           | 3,500                | 2,600               | 81.5                     | 212,000           |
| Lowndes               | 1,000                | 800                 | 56.3                     | 45,000            | 900                  | 800                 | 76.3                     | 61,000            |
| Macon                 | 3,200                | 2,300               | 42.2                     | 97,000            | 1,800                | 1,500               | 57.3                     | 86,000            |
| Marengo               | 2,800                | 2,200               | 54.5                     | 120,000           | 2,800                | 2,000               | 45.0                     | 90,000            |
| Montgomery            | 2,000                | 900                 | 61.1                     | 55,000            | 1,800                | 900                 | 74.4                     | 67,000            |
| Perry                 | 3,600                | 2,400               | 43.8                     | 105,000           | 2,000                | 1,900               | 63.2                     | 120,000           |
| Sumter                | 2,800                | 2,000               | 40.0                     | 80,000            | 2,500                | 1,900               | 58.9                     | 112,000           |
| <b>District 4</b>     | <b>33,000</b>        | <b>23,000</b>       | <b>47.0</b>              | <b>1,081,000</b>  | <b>25,600</b>        | <b>18,500</b>       | <b>59.2</b>              | <b>1,095,000</b>  |
| Baldwin               | 27,500               | 26,000              | 76.5                     | 1,988,000         | 28,000               | 26,500              | 86.8                     | 2,300,000         |
| Butler                | 5,000                | 4,300               | 73.3                     | 315,000           | 3,500                | 2,700               | 73.0                     | 197,000           |
| Choctaw               | 1,900                | 1,300               | 44.6                     | 58,000            | 1,000                | 800                 | 50.0                     | 40,000            |
| Clarke                | 2,000                | 1,000               | 56.0                     | 56,000            | 2,000                | 1,800               | 77.8                     | 140,000           |
| Conecuh               | 7,500                | 5,800               | 62.1                     | 360,000           | 4,300                | 3,200               | 66.3                     | 212,000           |
| Escambia              | 12,700               | 11,500              | 62.6                     | 720,000           | 12,700               | 9,000               | 85.0                     | 765,000           |
| Mobile                | 8,900                | 8,200               | 77.8                     | 638,000           | 7,000                | 6,000               | 80.0                     | 480,000           |
| Monroe                | 9,500                | 8,800               | 71.0                     | 625,000           | 11,000               | 10,300              | 75.0                     | 773,000           |
| Washington            | 1,700                | 1,500               | 73.3                     | 110,000           | 1,500                | 1,400               | 85.7                     | 120,000           |
| Wilcox                | 4,400                | 3,800               | 50.0                     | 190,000           | 2,900                | 2,300               | 65.2                     | 150,000           |
| <b>District 5</b>     | <b>81,100</b>        | <b>72,200</b>       | <b>70.1</b>              | <b>5,060,000</b>  | <b>73,900</b>        | <b>64,000</b>       | <b>80.9</b>              | <b>5,177,000</b>  |
| Barbour               | 6,800                | 3,800               | 38.2                     | 145,000           | 5,300                | 5,000               | 77.0                     | 385,000           |
| Coffee                | 9,500                | 6,200               | 42.7                     | 265,000           | 9,200                | 7,300               | 58.9                     | 430,000           |
| Covington             | 5,800                | 5,000               | 45.0                     | 225,000           | 4,200                | 3,800               | 70.0                     | 266,000           |
| Crenshaw              | 5,500                | 3,600               | 50.0                     | 180,000           | 5,300                | 4,000               | 71.8                     | 287,000           |
| Dale                  | 5,000                | 4,000               | 33.8                     | 135,000           | 4,500                | 4,000               | 56.3                     | 225,000           |
| Geneva                | 23,000               | 18,400              | 52.5                     | 966,000           | 23,700               | 20,500              | 67.1                     | 1,375,000         |
| Henry                 | 12,000               | 9,700               | 34.0                     | 330,000           | 9,500                | 9,300               | 65.1                     | 605,000           |
| Houston               | 11,500               | 9,000               | 45.0                     | 405,000           | 10,000               | 9,100               | 71.0                     | 646,000           |
| Pike                  | 5,700                | 2,900               | 36.2                     | 105,000           | 5,300                | 4,900               | 83.9                     | 411,000           |
| Russell               | 2,000                | 1,000               | 35.0                     | 35,000            | 1,600                | 1,400               | 64.3                     | 90,000            |
| <b>District 6</b>     | <b>86,600</b>        | <b>63,600</b>       | <b>43.9</b>              | <b>2,791,000</b>  | <b>78,600</b>        | <b>69,300</b>       | <b>68.1</b>              | <b>4,720,000</b>  |
| <b>Other Counties</b> | <b>1,300</b>         | <b>1,000</b>        | <b>42.0</b>              | <b>42,000</b>     | <b>1,200</b>         | <b>900</b>          | <b>61.1</b>              | <b>55,000</b>     |
| <b>State Total</b>    | <b>340,000</b>       | <b>270,000</b>      | <b>57.0</b>              | <b>15,390,000</b> | <b>300,000</b>       | <b>250,000</b>      | <b>72.0</b>              | <b>18,000,000</b> |

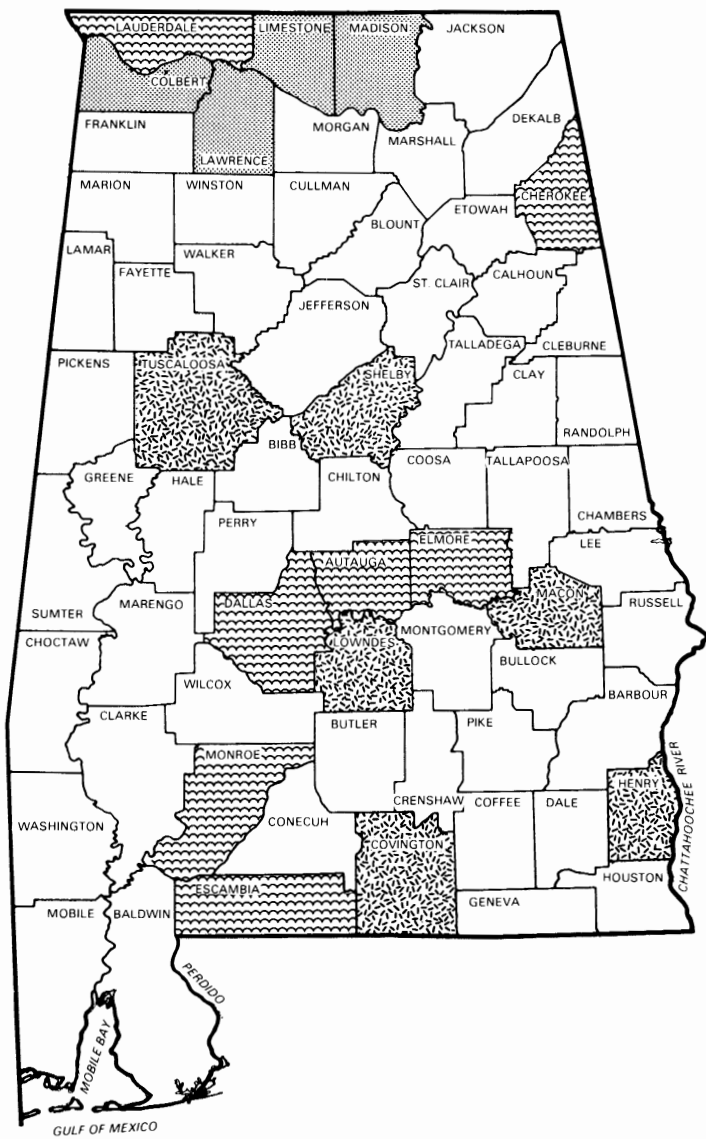
1/ Revised. 2/ Preliminary. \* Counties with less than 500 acres or to avoid disclosing individual operations. Included in "Other Counties."

COTTON

1987

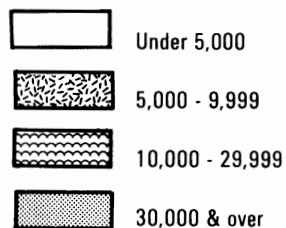
480-LB. BALES

PRODUCED



Ten Leading Counties

|                  |        |
|------------------|--------|
| Limestone .....  | 58,270 |
| Lawrence .....   | 41,960 |
| Colbert .....    | 37,280 |
| Madison .....    | 36,760 |
| Lauderdale ..... | 28,530 |
| Dallas .....     | 19,360 |
| Elmore .....     | 19,000 |
| Monroe .....     | 16,260 |
| Autauga .....    | 13,160 |
| Cherokee .....   | 12,730 |



ALABAMA COTTON: PLANTED, HARVESTED, YIELD, AND PRODUCTION, 1978-86 REVISED, 1987 PRELIMINARY

| Year | Planted        | Harvested | Yield   | Production     | Value of Production |
|------|----------------|-----------|---------|----------------|---------------------|
|      | Thousand Acres |           | Bushels | Thousand Bales | Thousand Dollars    |
| 1978 | 325            | 315       | 443     | 291            | 84,227              |
| 1979 | 310            | 305       | 510     | 324            | 101,555             |
| 1980 | 325            | 321       | 411     | 275            | 104,544             |
| 1981 | 377            | 372       | 545     | 422            | 113,231             |
| 1982 | 287            | 285       | 775     | 460            | 129,168             |
| 1983 | 219            | 215       | 409     | 183            | 57,711              |
| 1984 | 309            | 307       | 699     | 447            | 118,652             |
| 1985 | 330            | 329       | 795     | 545            | 142,049             |
| 1986 | 315            | 313       | 506     | 330            | 82,526              |
| 1987 | 335            | 333       | 572     | 397            | 124,055             |



**ALABAMA COTTON: ACREAGE, YIELD, AND PRODUCTION, 1986 REVISED, 1987 PRELIMINARY, BY COUNTY**

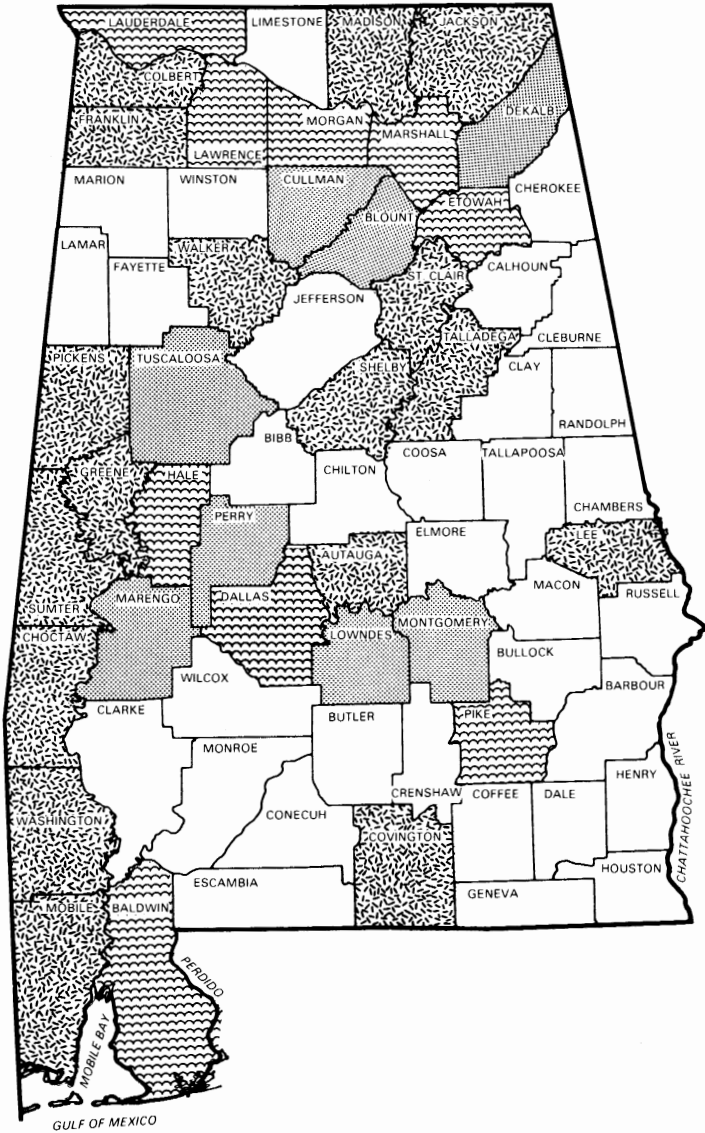
| District and County | 1986 1/        |                |                             |                | 1987 2/        |                |                             |                |
|---------------------|----------------|----------------|-----------------------------|----------------|----------------|----------------|-----------------------------|----------------|
|                     | Planted        | Harvested      | Yield per Harvested Acre 3/ | Production     | Planted        | Harvested      | Yield per Harvested Acre 3/ | Production     |
|                     | Acres          | Acres          | Pounds                      | Bales          | Acres          | Acres          | Pounds                      | Bales          |
| Colbert             | 31,600         | 31,500         | 491                         | 32,200         | 30,000         | 29,800         | 600                         | 37,280         |
| Franklin            | 800            | 790            | 444                         | 730            | 980            | 980            | 475                         | 970            |
| Lauderdale          | 20,800         | 20,700         | 478                         | 20,600         | 23,650         | 23,500         | 583                         | 28,530         |
| Lawrence            | 33,600         | 33,600         | 509                         | 35,600         | 33,740         | 33,600         | 599                         | 41,960         |
| Limestone           | 50,600         | 50,600         | 554                         | 58,400         | 50,200         | 50,000         | 559                         | 58,270         |
| Madison             | 31,500         | 31,400         | 534                         | 34,900         | 31,100         | 30,900         | 571                         | 36,760         |
| Marion              | 370            | 370            | 402                         | 310            | 370            | 370            | 337                         | 260            |
| Morgan              | 4,250          | 4,250          | 350                         | 3,100          | 4,400          | 4,400          | 408                         | 3,740          |
| Winston             | 60             | 60             | 400                         | 50             | 50             | 50             | 384                         | 40             |
| <b>District 1</b>   | <b>173,580</b> | <b>173,270</b> | <b>515</b>                  | <b>185,890</b> | <b>174,490</b> | <b>173,600</b> | <b>575</b>                  | <b>207,810</b> |
| Blount              | 1,300          | 1,300          | 417                         | 1,130          | 1,330          | 1,330          | 502                         | 1,390          |
| Calhoun             | 630            | 630            | 792                         | 1,040          | 1,040          | 1,040          | 895                         | 1,940          |
| Cherokee            | 11,000         | 10,800         | 253                         | 5,700          | 11,550         | 11,250         | 543                         | 12,730         |
| Cleburne            | .              | .              | .                           | .              | .              | .              | .                           | .              |
| Cullman             | 1,250          | 1,250          | 584                         | 1,520          | 2,000          | 1,980          | 553                         | 2,280          |
| DeKalb              | 1,050          | 1,040          | 309                         | 670            | 1,070          | 1,070          | 516                         | 1,150          |
| Etowah              | 1,730          | 1,600          | 348                         | 1,160          | 2,140          | 2,140          | 449                         | 2,000          |
| Jackson             | 300            | 300            | 272                         | 170            | 380            | 370            | 234                         | 180            |
| Marshall            | 330            | 330            | 393                         | 270            | 930            | 930            | 382                         | 740            |
| St. Clair           | .              | .              | .                           | .              | .              | .              | .                           | .              |
| <b>District 2</b>   | <b>17,590</b>  | <b>17,250</b>  | <b>324</b>                  | <b>11,660</b>  | <b>20,440</b>  | <b>20,110</b>  | <b>535</b>                  | <b>22,410</b>  |
| Bibb                | 420            | 420            | 606                         | 530            | 420            | 420            | 503                         | 440            |
| Chambers            | 270            | 270            | 338                         | 190            | 290            | 290            | 530                         | 320            |
| Chilton             | 2,130          | 2,130          | 379                         | 1,680          | 1,880          | 1,880          | 437                         | 1,710          |
| Clay                | .              | .              | .                           | .              | .              | .              | .                           | .              |
| Coosa               | .              | .              | .                           | .              | .              | .              | .                           | .              |
| Fayette             | 1,850          | 1,850          | 576                         | 2,220          | 2,190          | 2,190          | 537                         | 2,450          |
| Jefferson           | .              | .              | .                           | .              | .              | .              | .                           | .              |
| Lamar               | 850            | 850            | 565                         | 1,000          | 1,010          | 1,010          | 570                         | 1,200          |
| Lee                 | 3,500          | 3,500          | 398                         | 2,900          | 3,810          | 3,800          | 398                         | 3,150          |
| Pickens             | 3,530          | 3,500          | 487                         | 3,550          | 3,400          | 3,380          | 598                         | 4,210          |
| Randolph            | .              | .              | .                           | .              | .              | .              | .                           | .              |
| Shelby              | 4,380          | 4,380          | 408                         | 3,720          | 4,420          | 4,400          | 576                         | 5,280          |
| Talladega           | 730            | 730            | 421                         | 640            | 570            | 560            | 549                         | 640            |
| Tallapoosa          | 1,690          | 1,660          | 419                         | 1,450          | 1,830          | 1,830          | 637                         | 2,430          |
| Tuscaloosa          | 5,050          | 5,050          | 632                         | 6,650          | 5,500          | 5,470          | 706                         | 8,050          |
| Walker              | .              | .              | .                           | .              | .              | .              | .                           | .              |
| <b>District 3</b>   | <b>24,400</b>  | <b>24,340</b>  | <b>484</b>                  | <b>24,530</b>  | <b>25,320</b>  | <b>25,230</b>  | <b>568</b>                  | <b>29,880</b>  |
| Autauga             | 10,600         | 10,500         | 667                         | 14,600         | 10,440         | 10,380         | 609                         | 13,160         |
| Bullock             | 1,190          | 1,190          | 234                         | 580            | 1,360          | 1,350          | 309                         | 870            |
| Dallas              | 15,500         | 14,900         | 612                         | 19,000         | 15,460         | 15,370         | 605                         | 19,360         |
| Elmore              | 15,300         | 15,200         | 420                         | 13,300         | 14,900         | 14,800         | 616                         | 19,000         |
| Greene              | 1,230          | 1,230          | 527                         | 1,350          | 1,020          | 1,010          | 680                         | 1,430          |
| Hale                | 1,420          | 1,400          | 274                         | 800            | 1,490          | 1,490          | 300                         | 930            |
| Lowndes             | 4,750          | 4,700          | 797                         | 7,800          | 5,590          | 5,560          | 597                         | 6,920          |
| Macon               | 4,420          | 4,420          | 532                         | 4,900          | 5,910          | 5,870          | 469                         | 5,730          |
| Marengo             | 2,590          | 2,500          | 445                         | 2,320          | 2,540          | 2,540          | 669                         | 3,540          |
| Montgomery          | 2,300          | 2,300          | 240                         | 1,150          | 2,120          | 2,100          | 318                         | 1,390          |
| Perry               | 20             | 20             | 240                         | 10             | 10             | 10             | 480                         | 10             |
| Sumter              | 90             | 80             | 480                         | 80             | 70             | 70             | 480                         | 70             |
| <b>District 4</b>   | <b>59,410</b>  | <b>58,440</b>  | <b>541</b>                  | <b>65,890</b>  | <b>60,910</b>  | <b>60,550</b>  | <b>574</b>                  | <b>72,410</b>  |
| Baldwin             | 480            | 480            | 640                         | 640            | 1,080          | 1,080          | 476                         | 1,070          |
| Butler              | 710            | 710            | 426                         | 630            | 780            | 760            | 442                         | 700            |
| Choctaw             | 370            | 370            | 234                         | 180            | 400            | 400            | 288                         | 240            |
| Clarke              | 250            | 250            | 250                         | 130            | 100            | 100            | 384                         | 80             |
| Conecuh             | 420            | 420            | 240                         | 210            | 520            | 510            | 489                         | 520            |
| Escambia            | 4,640          | 4,630          | 793                         | 7,650          | 8,890          | 8,840          | 659                         | 12,130         |
| Mobile              | 300            | 300            | 832                         | 520            | 650            | 650            | 790                         | 1,070          |
| Monroe              | 7,800          | 7,700          | 592                         | 9,500          | 9,000          | 8,950          | 872                         | 16,260         |
| Washington          | 1,490          | 1,440          | 433                         | 1,300          | 1,420          | 1,410          | 436                         | 1,280          |
| Wilcox              | 310            | 310            | 263                         | 170            | 320            | 320            | 390                         | 260            |
| <b>District 5</b>   | <b>16,770</b>  | <b>16,610</b>  | <b>605</b>                  | <b>20,930</b>  | <b>23,160</b>  | <b>23,020</b>  | <b>701</b>                  | <b>33,610</b>  |
| Barbour             | 4,290          | 4,290          | 508                         | 4,540          | 4,500          | 4,450          | 450                         | 4,170          |
| Coffee              | 1,360          | 1,350          | 348                         | 980            | 2,030          | 2,020          | 449                         | 1,890          |
| Covington           | 4,050          | 4,000          | 546                         | 4,550          | 4,030          | 4,000          | 750                         | 6,250          |
| Crenshaw            | 1,860          | 1,800          | 467                         | 1,750          | 1,830          | 1,810          | 514                         | 1,940          |
| Dale                | 570            | 570            | 345                         | 410            | 1,340          | 1,340          | 287                         | 800            |
| Geneva              | 710            | 710            | 541                         | 800            | 1,800          | 1,790          | 507                         | 1,890          |
| Henry               | 3,470          | 3,470          | 293                         | 2,120          | 5,740          | 5,720          | 470                         | 5,600          |
| Houston             | 1,130          | 1,130          | 404                         | 950            | 1,900          | 1,900          | 432                         | 1,710          |
| Pike                | 2,060          | 2,020          | 518                         | 2,180          | 2,110          | 2,100          | 480                         | 2,100          |
| Russell             | 3,750          | 3,750          | 361                         | 2,820          | 5,390          | 5,360          | 406                         | 4,530          |
| <b>District 6</b>   | <b>23,250</b>  | <b>23,090</b>  | <b>439</b>                  | <b>21,100</b>  | <b>30,680</b>  | <b>30,490</b>  | <b>486</b>                  | <b>30,880</b>  |
| <b>State Total</b>  | <b>315,000</b> | <b>313,000</b> | <b>506</b>                  | <b>330,000</b> | <b>335,000</b> | <b>333,000</b> | <b>572</b>                  | <b>397,000</b> |

1/ Revised. 2/ Preliminary. 3/ County yield rounded to nearest pound. \*Counties producing less than ten 480 lb. net weight bales and/or to avoid disclosing of individual operations.

HAY

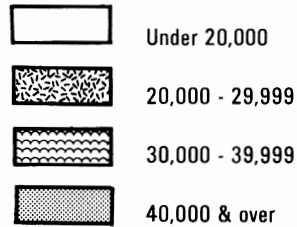
1987

TONS PRODUCED



Ten Leading Counties

|                        |        |
|------------------------|--------|
| Cullman (tie) .....    | 55,000 |
| Montgomery (tie) ..... | 55,000 |
| Perry .....            | 52,000 |
| Lowndes .....          | 50,000 |
| DeKalb .....           | 42,000 |
| Blount (tie) .....     | 40,000 |
| Marengo (tie) .....    | 40,000 |
| Tuscaloosa (tie) ..... | 40,000 |
| Dallas (tie) .....     | 38,000 |
| Lawrence (tie) .....   | 38,000 |



ALABAMA HAY: HARVESTED, YIELD, AND PRODUCTION, 1978-86 REVISED, 1987 PRELIMINARY

| Year | Harvested      | Yield | Production    | Value of Production |
|------|----------------|-------|---------------|---------------------|
|      | Thousand Acres | Tons  | Thousand Tons | Thousand Dollars    |
| 1978 | 650            | 1.70  | 1,105         | 60,223              |
| 1979 | 660            | 1.80  | 1,188         | 65,340              |
| 1980 | 625            | 1.65  | 1,031         | 57,736              |
| 1981 | 640            | 1.80  | 1,152         | 69,696              |
| 1982 | 650            | 1.90  | 1,235         | 72,865              |
| 1983 | 650            | 1.60  | 1,040         | 66,040              |
| 1984 | 680            | 2.00  | 1,360         | 86,360              |
| 1985 | 700            | 2.20  | 1,540         | 97,020              |
| 1986 | 700            | 1.60  | 1,120         | 73,360              |
| 1987 | 700            | 2.10  | 1,470         | 92,610              |

ALABAMA HAY: ACREAGE, YIELD, AND PRODUCTION, 1986 REVISED, 1987 PRELIMINARY, BY COUNTY

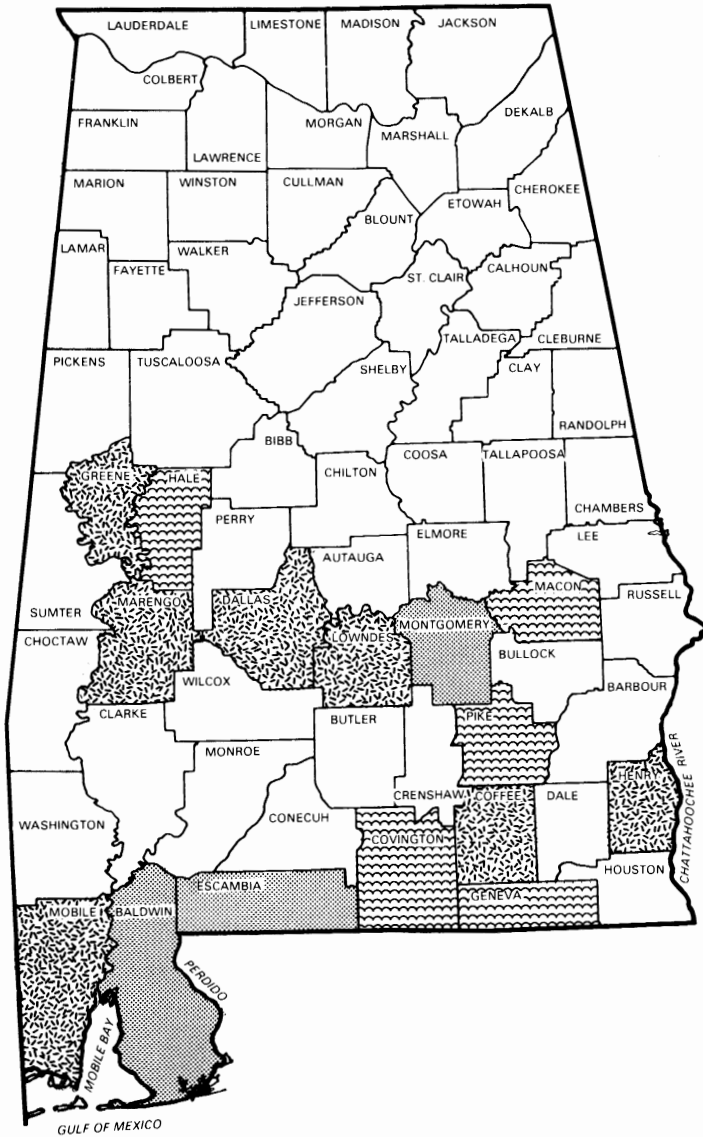
| District and County | 1986 1/        |                |                  | 1987 2/        |                |                  |
|---------------------|----------------|----------------|------------------|----------------|----------------|------------------|
|                     | Harvested      | Yield per Acre | Production       | Harvested      | Yield per Acre | Production       |
|                     | Acres          | Tons           | Tons             | Acres          | Tons           | Tons             |
| Colbert             | 19,000         | 1.50           | 28,500           | 14,000         | 1.86           | 26,000           |
| Franklin            | 15,700         | 1.53           | 24,000           | 15,000         | 1.93           | 29,000           |
| Lauderdale          | 17,500         | 1.66           | 29,000           | 19,000         | 1.58           | 30,000           |
| Lawrence            | 17,500         | 1.60           | 28,000           | 21,000         | 1.81           | 38,000           |
| Limestone           | 6,000          | 1.50           | 9,000            | 7,500          | 1.73           | 13,000           |
| Madison             | 19,500         | 1.59           | 31,000           | 18,000         | 1.61           | 29,000           |
| Marion              | 9,000          | 1.89           | 17,000           | 7,000          | 1.71           | 12,000           |
| Morgan              | 14,500         | 1.69           | 24,500           | 16,500         | 2.24           | 37,000           |
| Winston             | 6,000          | 1.67           | 10,000           | 8,000          | 1.75           | 14,000           |
| <b>District 1</b>   | <b>124,700</b> | <b>1.61</b>    | <b>201,000</b>   | <b>126,000</b> | <b>1.81</b>    | <b>228,000</b>   |
| Blount              | 15,500         | 2.00           | 31,000           | 18,000         | 2.22           | 40,000           |
| Calhoun             | 9,000          | 1.33           | 12,000           | 10,000         | 1.60           | 16,000           |
| Cherokee            | 5,500          | 1.09           | 6,000            | 5,000          | 1.80           | 9,000            |
| Cleburne            | 3,500          | 1.20           | 4,200            | 4,000          | 1.75           | 7,000            |
| Cullman             | 24,200         | 1.82           | 44,000           | 28,000         | 1.96           | 55,000           |
| DeKalb              | 19,000         | 1.42           | 27,000           | 20,000         | 2.10           | 42,000           |
| Etowah              | 14,000         | 1.18           | 16,500           | 15,000         | 2.20           | 33,000           |
| Jackson             | 11,000         | 1.57           | 17,300           | 13,000         | 1.62           | 21,000           |
| Marshall            | 15,000         | 1.90           | 28,500           | 15,000         | 2.33           | 35,000           |
| St. Clair           | 14,000         | 1.32           | 18,500           | 12,000         | 2.17           | 26,000           |
| <b>District 2</b>   | <b>130,700</b> | <b>1.57</b>    | <b>205,000</b>   | <b>140,000</b> | <b>2.03</b>    | <b>284,000</b>   |
| Bibb                | 3,000          | 1.50           | 4,500            | 3,500          | 2.00           | 7,000            |
| Chambers            | 8,500          | 1.12           | 9,500            | 5,500          | 2.18           | 12,000           |
| Chilton             | 9,000          | 1.83           | 16,500           | 9,500          | 1.68           | 16,000           |
| Clay                | 6,000          | 1.25           | 7,500            | 5,000          | 1.70           | 8,500            |
| Coosa               | 5,500          | 1.45           | 8,000            | 5,000          | 1.90           | 9,500            |
| Fayette             | 7,300          | 1.64           | 12,000           | 4,700          | 1.70           | 8,000            |
| Jefferson           | 9,500          | 1.68           | 16,000           | 10,000         | 1.80           | 18,000           |
| Lamar               | 6,000          | 1.42           | 8,500            | 6,300          | 1.75           | 11,000           |
| Lee                 | 8,500          | 1.88           | 16,000           | 9,000          | 2.67           | 24,000           |
| Pickens             | 10,000         | 1.60           | 16,000           | 12,000         | 1.83           | 22,000           |
| Randolph            | 8,000          | 1.21           | 9,700            | 7,000          | 1.93           | 13,500           |
| Shelby              | 16,800         | 1.16           | 19,500           | 14,200         | 1.62           | 23,000           |
| Talladega           | 13,500         | 1.19           | 16,000           | 14,300         | 1.89           | 27,000           |
| Tallapoosa          | 4,000          | 1.45           | 5,800            | 3,200          | 2.50           | 8,000            |
| Tuscaloosa          | 12,500         | 1.32           | 16,500           | 15,000         | 2.67           | 40,000           |
| Walker              | 14,000         | 1.43           | 20,000           | 12,300         | 1.87           | 23,000           |
| <b>District 3</b>   | <b>142,100</b> | <b>1.42</b>    | <b>202,000</b>   | <b>136,500</b> | <b>1.98</b>    | <b>270,500</b>   |
| Autauga             | 9,000          | 2.00           | 18,000           | 8,000          | 2.75           | 22,000           |
| Bullock             | 7,200          | 1.63           | 11,700           | 6,500          | 2.00           | 13,000           |
| Dallas              | 16,500         | 1.94           | 32,000           | 16,500         | 2.30           | 38,000           |
| Elmore              | 7,500          | 1.93           | 14,500           | 7,000          | 2.00           | 14,000           |
| Greene              | 8,000          | 1.56           | 12,500           | 8,000          | 2.63           | 21,000           |
| Hale                | 20,000         | 1.50           | 30,000           | 17,000         | 1.82           | 31,000           |
| Lowndes             | 20,000         | 1.55           | 31,000           | 21,500         | 2.33           | 50,000           |
| Macon               | 4,000          | 1.50           | 6,000            | 5,000          | 2.10           | 10,500           |
| Marengo             | 21,000         | 1.90           | 40,000           | 20,000         | 2.00           | 40,000           |
| Montgomery          | 34,000         | 1.44           | 49,000           | 31,000         | 1.77           | 55,000           |
| Perry               | 23,000         | 1.91           | 44,000           | 22,000         | 2.36           | 52,000           |
| Sumter              | 9,500          | 1.58           | 15,000           | 12,000         | 2.00           | 24,000           |
| <b>District 4</b>   | <b>179,700</b> | <b>1.69</b>    | <b>303,700</b>   | <b>174,500</b> | <b>2.12</b>    | <b>370,500</b>   |
| Baldwin             | 13,000         | 1.65           | 21,500           | 12,500         | 2.56           | 32,000           |
| Butler              | 6,500          | 1.62           | 10,500           | 7,500          | 2.00           | 15,000           |
| Choctaw             | 8,800          | 1.88           | 16,500           | 9,500          | 2.21           | 21,000           |
| Clarke              | 7,400          | 1.82           | 13,500           | 5,500          | 3.27           | 18,000           |
| Conecuh             | 5,800          | 1.64           | 9,500            | 6,000          | 2.75           | 16,500           |
| Escambia            | 3,500          | 1.66           | 5,800            | 2,500          | 2.40           | 6,000            |
| Mobile              | 8,100          | 2.22           | 18,000           | 8,500          | 2.82           | 24,000           |
| Monroe              | 5,500          | 1.95           | 10,700           | 3,500          | 3.00           | 10,500           |
| Washington          | 7,700          | 2.01           | 15,500           | 8,000          | 2.75           | 22,000           |
| Wilcox              | 7,000          | 1.64           | 11,500           | 6,000          | 1.67           | 10,000           |
| <b>District 5</b>   | <b>73,300</b>  | <b>1.81</b>    | <b>133,000</b>   | <b>69,500</b>  | <b>2.52</b>    | <b>175,000</b>   |
| Barbour             | 3,500          | 2.00           | 7,000            | 5,500          | 2.91           | 16,000           |
| Coffee              | 4,800          | 1.25           | 6,000            | 5,000          | 2.40           | 12,000           |
| Covington           | 6,000          | 1.67           | 10,000           | 7,000          | 3.00           | 21,000           |
| Crenshaw            | 3,700          | 1.49           | 5,500            | 3,500          | 2.86           | 10,000           |
| Dale                | 5,000          | 1.30           | 6,500            | 4,000          | 2.00           | 8,000            |
| Geneva              | 3,000          | 1.33           | 4,000            | 3,200          | 2.81           | 9,000            |
| Henry               | 2,500          | 1.40           | 3,500            | 4,000          | 2.75           | 11,000           |
| Houston             | 6,000          | 1.38           | 8,300            | 5,300          | 2.08           | 11,000           |
| Pike                | 11,000         | 1.55           | 17,000           | 11,500         | 2.96           | 34,000           |
| Russell             | 4,000          | 1.88           | 7,500            | 4,500          | 2.22           | 10,000           |
| <b>District 6</b>   | <b>49,500</b>  | <b>1.52</b>    | <b>75,300</b>    | <b>53,500</b>  | <b>2.65</b>    | <b>142,000</b>   |
| <b>State Total</b>  | <b>700,000</b> | <b>1.60</b>    | <b>1,120,000</b> | <b>700,000</b> | <b>2.10</b>    | <b>1,470,000</b> |

1/ Revised. 2/ Preliminary.

O A T S

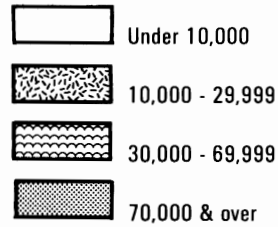
1987

BUSHELS PRODUCED



Ten Leading Counties

|                    |         |
|--------------------|---------|
| Baldwin .....      | 264,000 |
| Escambia .....     | 134,000 |
| Montgomery .....   | 102,000 |
| Geneva .....       | 60,000  |
| Hale .....         | 41,000  |
| Macon (tie) .....  | 38,000  |
| Pike (tie) .....   | 38,000  |
| Covington .....    | 30,000  |
| Mobile .....       | 25,000  |
| Dallas (tie) ..... | 24,000  |
| Henry (tie) .....  | 24,000  |



ALABAMA OATS: PLANTED, HARVESTED, YIELD, AND PRODUCTION, 1978-86 REVISED, 1987 PRELIMINARY

| Year | Planted        | Harvested | Yield   | Production       | Value of Production |
|------|----------------|-----------|---------|------------------|---------------------|
|      | Thousand Acres |           | Bushels | Thousand Bushels | Thousand Dollars    |
| 1978 | 92             | 32        | 42.0    | 1,344            | 1,882               |
| 1979 | 90             | 28        | 43.0    | 1,204            | 1,987               |
| 1980 | 90             | 30        | 42.0    | 1,260            | 2,142               |
| 1981 | 90             | 40        | 59.0    | 2,360            | 4,956               |
| 1982 | 85             | 40        | 52.0    | 2,080            | 4,056               |
| 1983 | 80             | 40        | 49.0    | 1,960            | 2,842               |
| 1984 | 80             | 30        | 48.0    | 1,440            | 2,376               |
| 1985 | 80             | 35        | 41.0    | 1,435            | 2,224               |
| 1986 | 60             | 30        | 40.0    | 1,200            | 1,380               |
| 1987 | 45             | 25        | 43.0    | 1,075            | 1,398               |

**ALABAMA OATS: ACREAGE, YIELD, AND PRODUCTION, 1986 REVISED, 1987 PRELIMINARY, BY COUNTY**

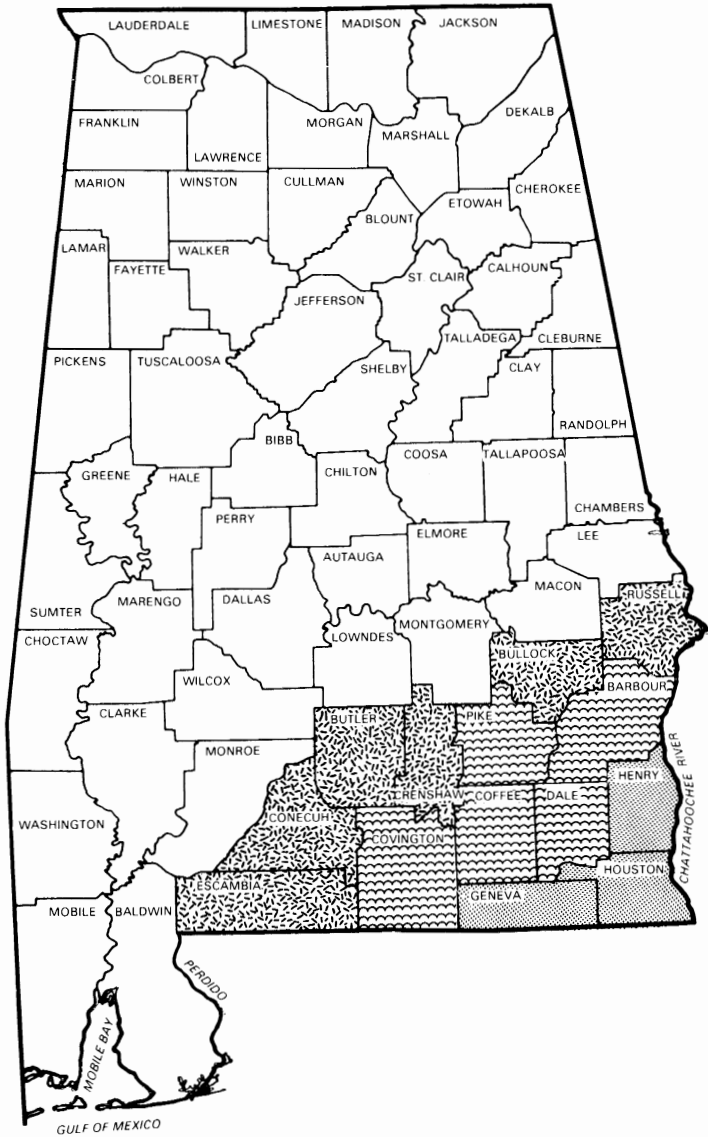
| District and County         | 1986 1/              |                     |                          |                  | 1987 2/              |                     |                          |                  |
|-----------------------------|----------------------|---------------------|--------------------------|------------------|----------------------|---------------------|--------------------------|------------------|
|                             | Planted all Purposes | Harvested for Grain | Yield per Harvested Acre | Production       | Planted all Purposes | Harvested for Grain | Yield per Harvested Acre | Production       |
|                             | Acres                |                     | Bushels                  |                  | Acres                |                     | Bushels                  |                  |
| Autauga .....               | .                    | .                   | .                        | .                | .                    | .                   | .                        | .                |
| Bullock .....               | .                    | .                   | .                        | .                | .                    | .                   | .                        | .                |
| Dallas .....                | 1,000                | 500                 | 50.0                     | 25,000           | 500                  | 500                 | 48.0                     | 24,000           |
| Elmore .....                | .                    | .                   | .                        | .                | .                    | .                   | .                        | .                |
| Greene .....                | 600                  | 500                 | 40.0                     | 20,000           | 600                  | 500                 | 44.0                     | 22,000           |
| Hale .....                  | 1,800                | 700                 | 52.9                     | 37,000           | 2,000                | 900                 | 45.6                     | 41,000           |
| Lowndes .....               | 1,000                | 500                 | 38.0                     | 19,000           | 1,000                | 500                 | 38.0                     | 19,000           |
| Macon .....                 | 2,500                | 1,300               | 38.5                     | 50,000           | 1,200                | 1,000               | 38.0                     | 38,000           |
| Marengo .....               | 700                  | 500                 | 30.0                     | 15,000           | 700                  | 500                 | 30.0                     | 15,000           |
| Montgomery .....            | 5,500                | 2,500               | 64.0                     | 160,000          | 3,200                | 1,900               | 53.7                     | 102,000          |
| Perry .....                 | .                    | .                   | .                        | .                | .                    | .                   | .                        | .                |
| Sumter .....                | 1,000                | 500                 | 40.0                     | 20,000           | .                    | .                   | .                        | .                |
| <b>District 4</b> .....     | <b>14,100</b>        | <b>7,000</b>        | <b>49.4</b>              | <b>346,000</b>   | <b>9,200</b>         | <b>5,800</b>        | <b>45.0</b>              | <b>261,000</b>   |
| Baldwin .....               | 13,000               | 7,700               | 37.0                     | 285,000          | 9,200                | 5,300               | 49.8                     | 264,000          |
| Butler .....                | .                    | .                   | .                        | .                | .                    | .                   | .                        | .                |
| Choctaw .....               | .                    | .                   | .                        | .                | .                    | .                   | .                        | .                |
| Clarke .....                | .                    | .                   | .                        | .                | .                    | .                   | .                        | .                |
| Conecuh .....               | .                    | .                   | .                        | .                | .                    | .                   | .                        | .                |
| Escambia .....              | 10,000               | 3,500               | 42.3                     | 148,000          | 10,000               | 2,900               | 46.2                     | 134,000          |
| Mobile .....                | 800                  | 500                 | 50.0                     | 25,000           | 800                  | 500                 | 50.0                     | 25,000           |
| Monroe .....                | .                    | .                   | .                        | .                | .                    | .                   | .                        | .                |
| Washington .....            | .                    | .                   | .                        | .                | .                    | .                   | .                        | .                |
| Wilcox .....                | .                    | .                   | .                        | .                | .                    | .                   | .                        | .                |
| <b>District 5</b> .....     | <b>23,800</b>        | <b>11,700</b>       | <b>39.1</b>              | <b>458,000</b>   | <b>20,000</b>        | <b>8,700</b>        | <b>48.6</b>              | <b>423,000</b>   |
| Barbour .....               | .                    | .                   | .                        | .                | .                    | .                   | .                        | .                |
| Coffee .....                | 900                  | 500                 | 24.0                     | 12,000           | 600                  | 500                 | 22.0                     | 11,000           |
| Covington .....             | 2,000                | 700                 | 28.6                     | 20,000           | 700                  | 600                 | 50.0                     | 30,000           |
| Crenshaw .....              | .                    | .                   | .                        | .                | .                    | .                   | .                        | .                |
| Dale .....                  | .                    | .                   | .                        | .                | .                    | .                   | .                        | .                |
| Geneva .....                | 3,000                | 1,300               | 40.0                     | 52,000           | 2,500                | 2,000               | 30.0                     | 60,000           |
| Henry .....                 | 1,500                | 1,000               | 38.0                     | 38,000           | 600                  | 600                 | 40.0                     | 24,000           |
| Houston .....               | .                    | .                   | .                        | .                | .                    | .                   | .                        | .                |
| Pike .....                  | 1,000                | 700                 | 40.0                     | 28,000           | 1,200                | 900                 | 42.2                     | 38,000           |
| Russell .....               | .                    | .                   | .                        | .                | .                    | .                   | .                        | .                |
| <b>District 6</b> .....     | <b>8,400</b>         | <b>4,200</b>        | <b>35.7</b>              | <b>150,000</b>   | <b>5,600</b>         | <b>4,600</b>        | <b>35.4</b>              | <b>163,000</b>   |
| <b>Other Counties</b> ...   | <b>5,400</b>         | <b>2,600</b>        | <b>36.2</b>              | <b>94,000</b>    | <b>5,100</b>         | <b>2,400</b>        | <b>39.6</b>              | <b>95,000</b>    |
| <b>Other Districts</b> .... | <b>8,300</b>         | <b>4,500</b>        | <b>33.8</b>              | <b>152,000</b>   | <b>5,100</b>         | <b>3,500</b>        | <b>38.0</b>              | <b>133,000</b>   |
| <b>State Total</b> .....    | <b>60,000</b>        | <b>30,000</b>       | <b>40.0</b>              | <b>1,200,000</b> | <b>45,000</b>        | <b>25,000</b>       | <b>43.0</b>              | <b>1,075,000</b> |

1/ Revised. 2/ Preliminary. \*Counties with less than 500 acres for harvest or to avoid disclosing individual operations. Included in "Other Counties."

PEANUTS


1987

POUNDS PRODUCED



Ten Leading Counties

|           |            |
|-----------|------------|
| Houston   | 99,000,000 |
| Geneva    | 84,000,000 |
| Henry     | 70,000,000 |
| Coffee    | 61,000,000 |
| Dale      | 36,000,000 |
| Pike      | 33,000,000 |
| Covington | 27,700,000 |
| Barbour   | 25,000,000 |
| Crenshaw  | 14,500,000 |
| Conecuh   | 4,100,000  |



ALABAMA PEANUTS: PLANTED, HARVESTED, YIELD, AND PRODUCTION, 1978-86 REVISED, 1987 PRELIMINARY

| Year | Planted        | Harvested | Yield  | Production      | Value of Production |
|------|----------------|-----------|--------|-----------------|---------------------|
|      | Thousand Acres |           | Pounds | Thousand Pounds | Thousand Dollars    |
| 1978 | 211            | 209       | 2,640  | 551,760         | 116,421             |
| 1979 | 211            | 210       | 2,785  | 584,850         | 119,894             |
| 1980 | 209            | 200       | 1,325  | 265,000         | 63,070              |
| 1981 | 224            | 222       | 2,715  | 602,730         | 153,093             |
| 1982 | 179            | 177       | 2,950  | 522,150         | 128,971             |
| 1983 | 182            | 180       | 2,525  | 454,500         | 110,444             |
| 1984 | 221            | 219       | 2,960  | 648,550         | 184,837             |
| 1985 | 201            | 200       | 2,950  | 590,000         | 133,930             |
| 1986 | 220            | 219       | 2,260  | 494,940         | 131,159             |
| 1987 | 221            | 220       | 2,115  | 465,300         | 134,937             |

ALABAMA PEANUTS: ACREAGE, YIELD, AND PRODUCTION, 1986 REVISED, 1987 PRELIMINARY, BY COUNTY

| District and County    | 1986 1/        |                             |                    | 1987 2/        |                             |                    |
|------------------------|----------------|-----------------------------|--------------------|----------------|-----------------------------|--------------------|
|                        | Harvested      | Yield per Harvested Acre 3/ | Production         | Harvested      | Yield per Harvested Acre 3/ | Production         |
|                        | Acres          | Pounds                      |                    | Acres          | Pounds                      |                    |
| Autauga                | 220            | 2,135                       | 470,000            | 250            | 1,520                       | 380,000            |
| Bullock                | 1,100          | 2,275                       | 2,500,000          | 1,050          | 1,905                       | 2,000,000          |
| Dallas                 | .              | .                           | .                  | .              | .                           | .                  |
| Elmore                 | .              | .                           | .                  | .              | .                           | .                  |
| Greene                 | .              | .                           | .                  | .              | .                           | .                  |
| Hale                   | .              | .                           | .                  | .              | .                           | .                  |
| Lowndes                | .              | .                           | .                  | .              | .                           | .                  |
| Macon                  | .              | .                           | .                  | .              | .                           | .                  |
| Marengo                | .              | .                           | .                  | .              | .                           | .                  |
| Montgomery             | 100            | 1,900                       | 190,000            | .              | .                           | .                  |
| Perry                  | .              | .                           | .                  | .              | .                           | .                  |
| Sumter                 | .              | .                           | .                  | .              | .                           | .                  |
| <b>District 4</b>      | <b>1,420</b>   | <b>2,225</b>                | <b>3,160,000</b>   | <b>1,300</b>   | <b>1,830</b>                | <b>2,380,000</b>   |
| Baldwin                | .              | .                           | .                  | .              | .                           | .                  |
| Butler                 | 1,300          | 2,385                       | 3,100,000          | 1,400          | 1,715                       | 2,400,000          |
| Choctaw                | .              | .                           | .                  | .              | .                           | .                  |
| Clarke                 | .              | .                           | .                  | .              | .                           | .                  |
| Conecuh                | 1,900          | 2,105                       | 4,000,000          | 2,000          | 2,050                       | 4,100,000          |
| Escambia               | 900            | 2,665                       | 2,400,000          | 1,050          | 2,665                       | 2,800,000          |
| Mobile                 | .              | .                           | .                  | .              | .                           | .                  |
| Monroe                 | .              | .                           | .                  | .              | .                           | .                  |
| Washington             | .              | .                           | .                  | .              | .                           | .                  |
| Wilcox                 | .              | .                           | .                  | .              | .                           | .                  |
| <b>District 5</b>      | <b>4,100</b>   | <b>2,315</b>                | <b>9,500,000</b>   | <b>4,450</b>   | <b>2,090</b>                | <b>9,300,000</b>   |
| Barbour                | 15,900         | 2,515                       | 40,000,000         | 16,200         | 1,545                       | 25,000,000         |
| Coffee                 | 26,100         | 2,680                       | 70,000,000         | 26,700         | 2,285                       | 61,000,000         |
| Covington              | 11,500         | 2,375                       | 27,300,000         | 11,400         | 2,430                       | 27,700,000         |
| Crenshaw               | 6,800          | 2,645                       | 18,000,000         | 6,450          | 2,250                       | 14,500,000         |
| Dale                   | 17,200         | 2,325                       | 40,000,000         | 17,100         | 2,105                       | 36,000,000         |
| Geneva                 | 33,000         | 2,490                       | 82,200,000         | 36,800         | 2,280                       | 84,000,000         |
| Henry                  | 35,300         | 1,985                       | 70,000,000         | 34,100         | 2,050                       | 70,000,000         |
| Houston                | 47,500         | 1,895                       | 90,000,000         | 45,700         | 2,165                       | 99,000,000         |
| Pike                   | 17,700         | 2,260                       | 40,000,000         | 17,800         | 1,855                       | 33,000,000         |
| Russell                | 2,270          | 1,940                       | 4,400,000          | 1,810          | 1,660                       | 3,000,000          |
| <b>District 6</b>      | <b>213,270</b> | <b>2,260</b>                | <b>481,900,000</b> | <b>214,060</b> | <b>2,115</b>                | <b>453,200,000</b> |
| <b>Other Counties</b>  | <b>90</b>      | <b>1,890</b>                | <b>170,000</b>     | <b>140</b>     | <b>2,285</b>                | <b>320,000</b>     |
| <b>Other Districts</b> | <b>120</b>     | <b>1,750</b>                | <b>210,000</b>     | <b>50</b>      | <b>2,000</b>                | <b>100,000</b>     |
| <b>State Total</b>     | <b>219,000</b> | <b>2,260</b>                | <b>494,940,000</b> | <b>220,000</b> | <b>2,115</b>                | <b>465,300,000</b> |

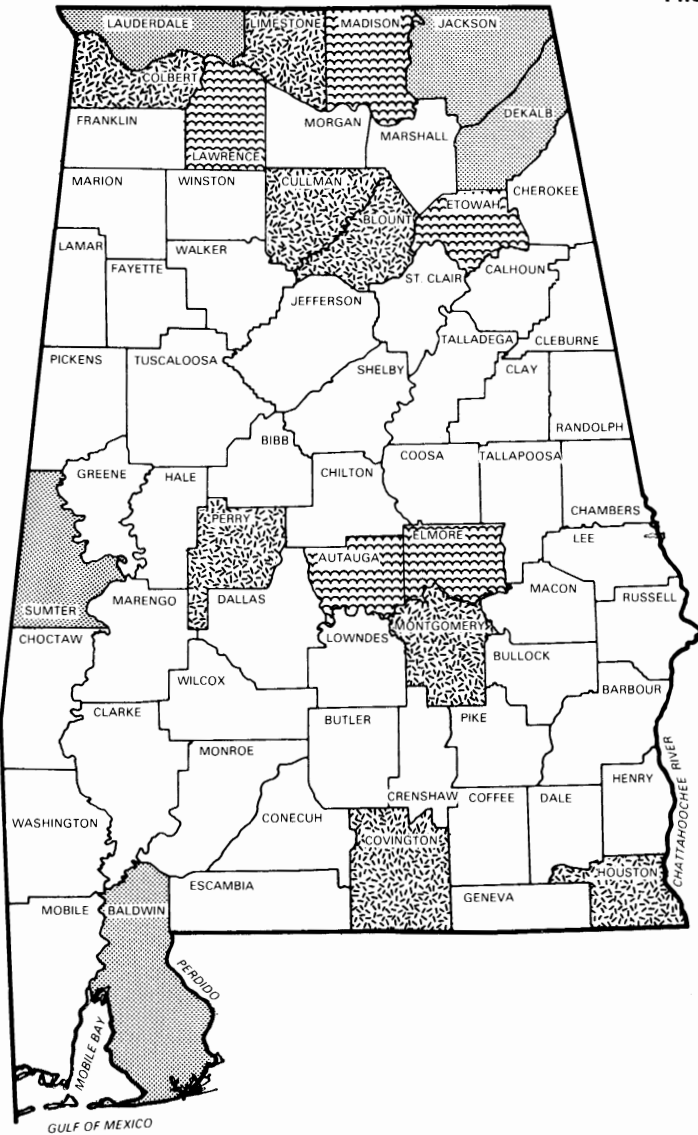
1/ Revised. 2/ Preliminary. 3/ County yields rounded to nearest 5 pounds. \* Counties with less than 100 acres for harvest, and/or those included to avoid disclosure of individual operations. Included in "Other Counties."

# SORGHUM

1987

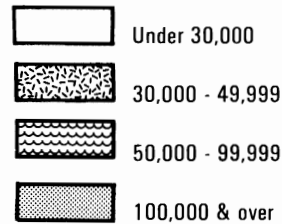
## BUSHELS OF GRAIN

### PRODUCED



#### Ten Leading Counties

|                      |         |
|----------------------|---------|
| DeKalb .....         | 195,000 |
| Jackson .....        | 180,000 |
| Lauderdale .....     | 130,000 |
| Baldwin .....        | 129,000 |
| Sumter .....         | 104,000 |
| Elmore .....         | 75,000  |
| Etowah .....         | 60,000  |
| Lawrence (tie) ..... | 55,000  |
| Madison (tie) .....  | 55,000  |
| Autauga .....        | 52,000  |



**ALABAMA SORGHUM: PLANTED, HARVESTED, YIELD, AND PRODUCTION, 1978-86 REVISED, 1987 PRELIMINARY**

| Year | Planted for All Purposes | Harvested for Grain | Yield   | Production       | Value of Production |
|------|--------------------------|---------------------|---------|------------------|---------------------|
|      | Thousand Acres           |                     | Bushels | Thousand Bushels | Thousand Dollars    |
| 1978 | 65                       | 34                  | 37.0    | 1,258            | 2,856               |
| 1979 | 58                       | 28                  | 37.0    | 1,036            | 2,694               |
| 1980 | 65                       | 34                  | 33.0    | 1,122            | 3,366               |
| 1981 | 90                       | 58                  | 37.0    | 2,146            | 5,408               |
| 1982 | 100                      | 68                  | 43.0    | 2,924            | 6,871               |
| 1983 | 125                      | 100                 | 43.0    | 4,300            | 13,588              |
| 1984 | 220                      | 180                 | 50.0    | 9,000            | 21,960              |
| 1985 | 270                      | 230                 | 55.0    | 12,650           | 23,782              |
| 1986 | 140                      | 100                 | 40.0    | 4,000            | 5,720               |
| 1987 | 60                       | 40                  | 48.0    | 1,920            | 2,688               |



ALABAMA SORGHUM: ACREAGE, YIELD, AND PRODUCTION, 1986 REVISED, 1987 PRELIMINARY, BY COUNTY

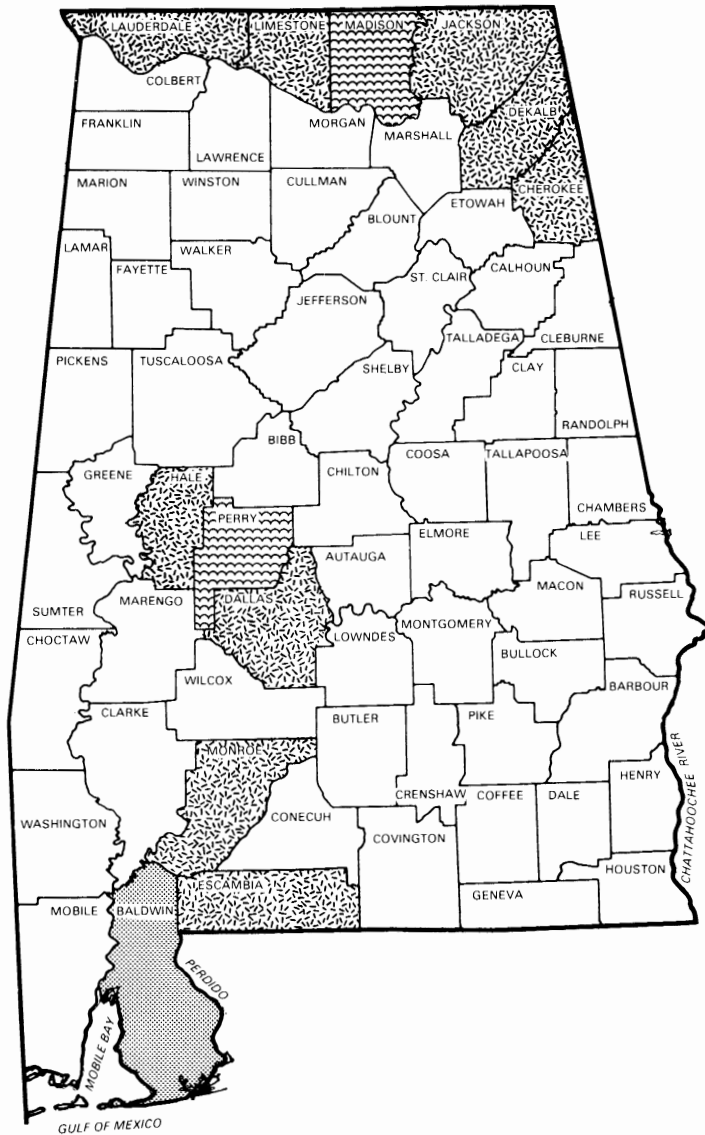
| District and County   | 1986 1/              |                     |                          |                  | 1987 2/              |                     |                          |                  |
|-----------------------|----------------------|---------------------|--------------------------|------------------|----------------------|---------------------|--------------------------|------------------|
|                       | Planted All Purposes | Harvested for Grain | Yield per Harvested Acre | Production       | Planted All Purposes | Harvested for Grain | Yield per Harvested Acre | Production       |
|                       | Acres                |                     | Bushels                  |                  | Acres                |                     | Bushels                  |                  |
| Colbert               | 1,200                | 900                 | 70.0                     | 63,000           | 700                  | 600                 | 58.3                     | 35,000           |
| Franklin              | 700                  | 600                 | 30.0                     | 18,000           | .                    | .                   | .                        | .                |
| Lauderdale            | 7,000                | 5,100               | 39.0                     | 199,000          | 3,000                | 2,200               | 59.1                     | 130,000          |
| Lawrence              | 3,800                | 3,500               | 47.0                     | 164,500          | 1,500                | 1,000               | 55.0                     | 55,000           |
| Limestone             | 3,400                | 3,000               | 36.0                     | 108,000          | 1,000                | 900                 | 41.1                     | 37,000           |
| Madison               | 5,000                | 4,600               | 50.9                     | 234,000          | 1,500                | 1,000               | 55.0                     | 55,000           |
| Marion                | 2,800                | 2,400               | 35.0                     | 84,000           | 500                  | 500                 | 40.0                     | 20,000           |
| Morgan                | 5,500                | 5,200               | 48.1                     | 250,000          | 1,800                | 1,200               | 41.7                     | 50,000           |
| Winston               | .                    | .                   | .                        | .                | .                    | .                   | .                        | .                |
| <b>District 1</b>     | <b>29,400</b>        | <b>25,300</b>       | <b>44.3</b>              | <b>1,120,500</b> | <b>10,000</b>        | <b>7,400</b>        | <b>51.6</b>              | <b>382,000</b>   |
| Blount                | 2,000                | 1,100               | 37.3                     | 41,000           | 1,000                | 600                 | 60.0                     | 36,000           |
| Calhoun               | .                    | .                   | .                        | .                | .                    | .                   | .                        | .                |
| Cherokee              | 5,500                | 5,000               | 50.0                     | 250,000          | 1,000                | 800                 | 30.0                     | 24,000           |
| Cleburne              | .                    | .                   | .                        | .                | .                    | .                   | .                        | .                |
| Cullman               | 3,000                | 1,400               | 41.1                     | 57,500           | 1,000                | 700                 | 61.4                     | 43,000           |
| DeKalb                | 7,200                | 5,800               | 50.0                     | 290,000          | 3,500                | 3,000               | 65.0                     | 195,000          |
| Etowah                | 4,500                | 4,100               | 35.4                     | 145,000          | 1,500                | 1,200               | 50.0                     | 60,000           |
| Jackson               | 10,500               | 9,900               | 53.5                     | 530,000          | 5,000                | 4,000               | 45.0                     | 180,000          |
| Marshall              | 2,800                | 2,100               | 54.0                     | 113,500          | 900                  | 700                 | 40.0                     | 28,000           |
| St. Clair             | .                    | .                   | .                        | .                | .                    | .                   | .                        | .                |
| <b>District 2</b>     | <b>35,500</b>        | <b>29,400</b>       | <b>48.5</b>              | <b>1,427,000</b> | <b>13,900</b>        | <b>11,000</b>       | <b>51.5</b>              | <b>566,000</b>   |
| Bibb                  | .                    | .                   | .                        | .                | .                    | .                   | .                        | .                |
| Chambers              | 1,800                | 1,000               | 59.0                     | 59,000           | .                    | .                   | .                        | .                |
| Chilton               | .                    | .                   | .                        | .                | .                    | .                   | .                        | .                |
| Clay                  | .                    | .                   | .                        | .                | .                    | .                   | .                        | .                |
| Coosa                 | .                    | .                   | .                        | .                | .                    | .                   | .                        | .                |
| Fayette               | 900                  | 600                 | 37.5                     | 22,500           | 600                  | 500                 | 46.0                     | 23,000           |
| Jefferson             | .                    | .                   | .                        | .                | .                    | .                   | .                        | .                |
| Lamar                 | 700                  | 700                 | 36.4                     | 25,500           | .                    | .                   | .                        | .                |
| Lee                   | .                    | .                   | .                        | .                | .                    | .                   | .                        | .                |
| Pickens               | 1,500                | 1,500               | 24.7                     | 37,000           | 900                  | 600                 | 48.3                     | 29,000           |
| Randolph              | .                    | .                   | .                        | .                | .                    | .                   | .                        | .                |
| Shelby                | .                    | .                   | .                        | .                | .                    | .                   | .                        | .                |
| Talladega             | 1,000                | 500                 | 40.0                     | 20,000           | 700                  | 500                 | 50.0                     | 25,000           |
| Tallapoosa            | .                    | .                   | .                        | .                | .                    | .                   | .                        | .                |
| Tuscaloosa            | 1,500                | 1,000               | 33.0                     | 33,000           | .                    | .                   | .                        | .                |
| Walker                | .                    | .                   | .                        | .                | .                    | .                   | .                        | .                |
| <b>District 3</b>     | <b>7,400</b>         | <b>5,300</b>        | <b>37.2</b>              | <b>197,000</b>   | <b>2,200</b>         | <b>1,600</b>        | <b>48.1</b>              | <b>77,000</b>    |
| Autauga               | 4,500                | 3,500               | 34.0                     | 119,000          | 1,800                | 1,000               | 52.0                     | 52,000           |
| Bullock               | 2,000                | 1,200               | 40.0                     | 48,000           | 500                  | 500                 | 36.0                     | 18,000           |
| Dallas                | 1,500                | 1,400               | 27.5                     | 38,500           | 800                  | 700                 | 35.7                     | 25,000           |
| Elmore                | 3,100                | 3,000               | 46.0                     | 138,000          | 2,200                | 1,500               | 50.0                     | 75,000           |
| Greene                | 1,300                | 1,200               | 25.0                     | 30,000           | 900                  | 600                 | 33.3                     | 20,000           |
| Hale                  | 3,000                | 2,000               | 27.0                     | 54,000           | 1,100                | 700                 | 41.4                     | 29,000           |
| Lowndes               | 600                  | 500                 | 36.0                     | 18,000           | .                    | .                   | .                        | .                |
| Macon                 | 1,000                | 500                 | 34.0                     | 17,000           | 800                  | 500                 | 36.0                     | 18,000           |
| Marengo               | 1,200                | 700                 | 20.0                     | 14,000           | 600                  | 500                 | 36.0                     | 18,000           |
| Montgomery            | 1,500                | 1,100               | 43.2                     | 47,500           | 1,000                | 600                 | 55.0                     | 33,000           |
| Perry                 | 3,800                | 2,000               | 23.0                     | 46,000           | 1,200                | 700                 | 45.7                     | 32,000           |
| Sumter                | 3,000                | 2,700               | 25.6                     | 69,000           | 2,500                | 1,600               | 65.0                     | 104,000          |
| <b>District 4</b>     | <b>26,500</b>        | <b>19,800</b>       | <b>32.3</b>              | <b>639,000</b>   | <b>13,400</b>        | <b>8,900</b>        | <b>47.6</b>              | <b>424,000</b>   |
| Baldwin               | 8,500                | 3,300               | 34.2                     | 113,000          | 5,200                | 2,900               | 44.5                     | 129,000          |
| Butler                | 1,500                | 500                 | 30.0                     | 15,000           | .                    | .                   | .                        | .                |
| Choctaw               | .                    | .                   | .                        | .                | .                    | .                   | .                        | .                |
| Clarke                | .                    | .                   | .                        | .                | .                    | .                   | .                        | .                |
| Conecuh               | .                    | .                   | .                        | .                | .                    | .                   | .                        | .                |
| Escambia              | .                    | .                   | .                        | .                | .                    | .                   | .                        | .                |
| Mobile                | 1,500                | 500                 | 38.0                     | 19,000           | 1,000                | 500                 | 44.0                     | 22,000           |
| Monroe                | 1,100                | 500                 | 38.0                     | 19,000           | 900                  | 500                 | 50.0                     | 25,000           |
| Washington            | .                    | .                   | .                        | .                | .                    | .                   | .                        | .                |
| Wilcox                | 900                  | 500                 | 50.0                     | 25,000           | .                    | .                   | .                        | .                |
| <b>District 5</b>     | <b>13,500</b>        | <b>5,300</b>        | <b>36.0</b>              | <b>191,000</b>   | <b>7,100</b>         | <b>3,900</b>        | <b>45.1</b>              | <b>176,000</b>   |
| Barbour               | 1,500                | 600                 | 17.5                     | 10,500           | 500                  | 500                 | 46.0                     | 23,000           |
| Coffee                | 3,100                | 2,100               | 29.0                     | 61,000           | 900                  | 600                 | 33.3                     | 20,000           |
| Covington             | 1,400                | 500                 | 22.0                     | 11,000           | 1,000                | 600                 | 50.0                     | 30,000           |
| Crenshaw              | 1,200                | 600                 | 30.8                     | 18,500           | 800                  | 500                 | 54.0                     | 27,000           |
| Dale                  | 2,000                | 1,200               | 28.3                     | 34,000           | 800                  | 500                 | 40.0                     | 20,000           |
| Geneva                | 4,000                | 2,700               | 28.9                     | 78,000           | 1,600                | 700                 | 30.0                     | 21,000           |
| Henry                 | 2,100                | 1,800               | 29.2                     | 52,500           | 800                  | 700                 | 31.4                     | 22,000           |
| Houston               | 3,000                | 2,300               | 20.0                     | 46,000           | 1,500                | 1,000               | 40.0                     | 40,000           |
| Pike                  | 3,500                | 1,400               | 30.0                     | 42,000           | 900                  | 700                 | 37.1                     | 26,000           |
| Russell               | .                    | .                   | .                        | .                | .                    | .                   | .                        | .                |
| <b>District 6</b>     | <b>21,800</b>        | <b>13,200</b>       | <b>26.8</b>              | <b>353,500</b>   | <b>8,800</b>         | <b>5,800</b>        | <b>39.5</b>              | <b>229,000</b>   |
| <b>Other Counties</b> | <b>5,900</b>         | <b>1,700</b>        | <b>42.4</b>              | <b>72,000</b>    | <b>4,600</b>         | <b>1,400</b>        | <b>47.1</b>              | <b>66,000</b>    |
| <b>State Total</b>    | <b>140,000</b>       | <b>100,000</b>      | <b>40.0</b>              | <b>4,000,000</b> | <b>60,000</b>        | <b>40,000</b>       | <b>48.0</b>              | <b>1,920,000</b> |

1/ Revised. 2/ Preliminary. \*Counties with less than 500 acres or to avoid disclosing individual operations. Included in "Other Counties."

SOYBEANS

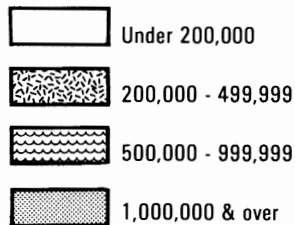
1987

BUSHELS PRODUCED



Ten Leading Counties

|                    |           |
|--------------------|-----------|
| Baldwin .....      | 1,060,000 |
| Perry .....        | 602,000   |
| Madison .....      | 600,000   |
| Jackson .....      | 474,000   |
| Dallas (tie) ..... | 305,000   |
| Hale (tie) .....   | 305,000   |
| Escambia .....     | 285,000   |
| DeKalb .....       | 267,000   |
| Lauderdale .....   | 229,000   |
| Limestone .....    | 220,000   |



ALABAMA SOYBEANS: PLANTED, HARVESTED, YIELD, AND PRODUCTION, 1978-86 REVISED, 1987 PRELIMINARY

| Year | Planted        | Harvested | Yield   | Production       | Value of Production |
|------|----------------|-----------|---------|------------------|---------------------|
|      | Thousand Acres |           | Bushels | Thousand Bushels | Thousand Dollars    |
| 1978 | 1,900          | 1,850     | 21.0    | 38,850           | 249,806             |
| 1979 | 2,200          | 2,150     | 25.0    | 53,750           | 327,875             |
| 1980 | 2,200          | 2,100     | 15.0    | 31,500           | 240,345             |
| 1981 | 2,050          | 2,020     | 23.0    | 46,460           | 282,477             |
| 1982 | 2,050          | 2,000     | 25.0    | 50,000           | 268,000             |
| 1983 | 1,550          | 1,500     | 20.0    | 30,000           | 234,000             |
| 1984 | 1,400          | 1,370     | 21.0    | 28,770           | 174,346             |
| 1985 | 1,080          | 1,030     | 27.0    | 27,810           | 140,719             |
| 1986 | 650            | 610       | 23.0    | 14,030           | 68,887              |
| 1987 | 500            | 480       | 16.5    | 7,920            | 42,768              |

ALABAMA SOYBEANS: ACREAGE, YIELD, AND PRODUCTION, 1986 REVISED, 1987 PRELIMINARY, BY COUNTY

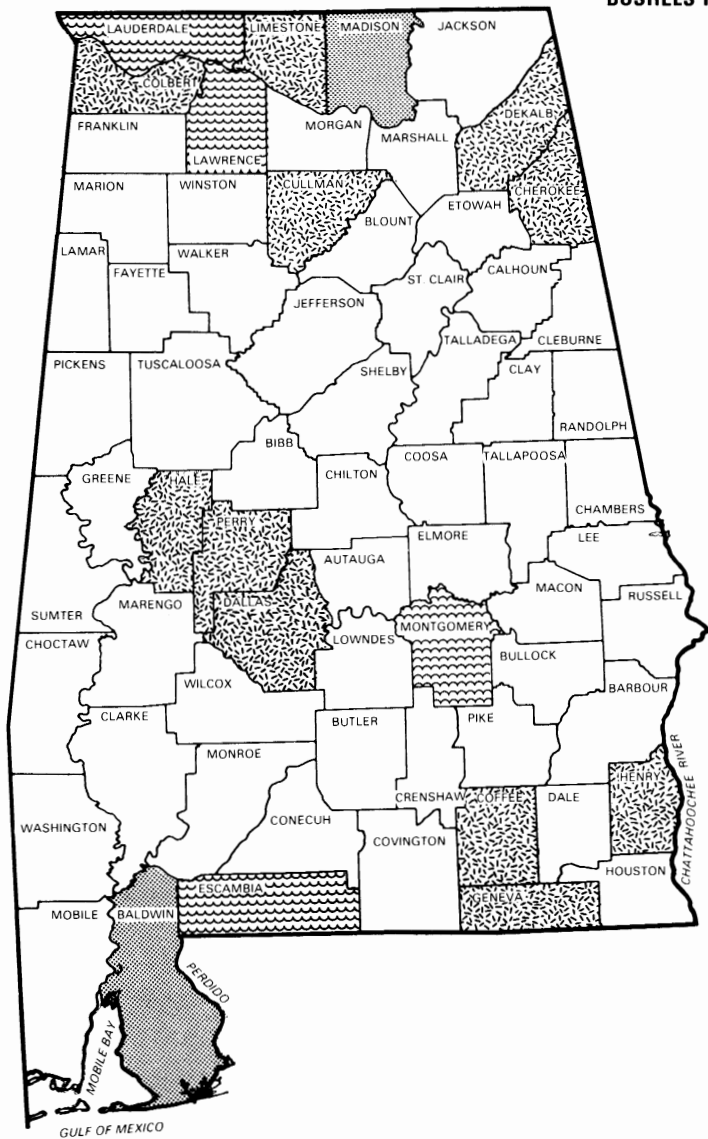
| District and County   | 1986 1/              |                     |                          |                   | 1987 2/              |                     |                          |                  |
|-----------------------|----------------------|---------------------|--------------------------|-------------------|----------------------|---------------------|--------------------------|------------------|
|                       | Planted All Purposes | Harvested for Grain | Yield per Harvested Acre | Production        | Planted All Purposes | Harvested for Grain | Yield per Harvested Acre | Production       |
|                       | Acres                |                     | Bushels                  |                   | Acres                |                     | Bushels                  |                  |
| Colbert               | 7,100                | 6,800               | 23.1                     | 157,000           | 5,700                | 5,200               | 14.4                     | 75,000           |
| Franklin              | 7,900                | 7,300               | 20.3                     | 148,000           | 6,200                | 5,900               | 15.9                     | 94,000           |
| Lauderdale            | 19,700               | 19,000              | 21.8                     | 415,000           | 15,500               | 15,000              | 15.3                     | 229,000          |
| Lawrence              | 18,700               | 18,000              | 20.6                     | 370,000           | 16,500               | 16,000              | 12.0                     | 192,000          |
| Limestone             | 23,200               | 23,000              | 25.0                     | 574,000           | 22,800               | 22,100              | 10.0                     | 220,000          |
| Madison               | 41,600               | 40,700              | 29.0                     | 1,179,000         | 43,000               | 42,000              | 14.3                     | 600,000          |
| Marion                | 5,300                | 5,200               | 28.1                     | 146,000           | 4,800                | 4,400               | 12.5                     | 55,000           |
| Morgan                | 10,200               | 9,800               | 22.0                     | 216,000           | 5,500                | 5,400               | 15.7                     | 85,000           |
| Winston               | 500                  | 500                 | 20.0                     | 10,000            | *                    | *                   | *                        | *                |
| <b>District 1</b>     | <b>134,200</b>       | <b>130,300</b>      | <b>24.7</b>              | <b>3,215,000</b>  | <b>120,000</b>       | <b>116,000</b>      | <b>13.4</b>              | <b>1,550,000</b> |
| Blount                | 7,100                | 6,900               | 26.5                     | 183,000           | 5,500                | 5,400               | 18.5                     | 100,000          |
| Calhoun               | 7,700                | 7,300               | 24.0                     | 175,000           | 5,000                | 4,900               | 14.1                     | 69,000           |
| Cherokee              | 21,700               | 21,000              | 17.9                     | 375,000           | 14,200               | 13,800              | 14.5                     | 200,000          |
| Cleburne              | 1,100                | 1,000               | 22.0                     | 22,000            | 700                  | 700                 | 14.3                     | 10,000           |
| Cullman               | 11,800               | 11,500              | 21.0                     | 242,000           | 11,000               | 10,500              | 18.5                     | 194,000          |
| DeKalb                | 25,800               | 24,800              | 18.0                     | 446,000           | 16,800               | 16,500              | 16.2                     | 267,000          |
| Etowah                | 9,000                | 8,500               | 18.5                     | 157,000           | 7,600                | 7,400               | 15.5                     | 115,000          |
| Jackson               | 33,200               | 32,400              | 25.0                     | 810,000           | 30,000               | 28,700              | 16.5                     | 474,000          |
| Marshall              | 10,700               | 10,500              | 20.5                     | 215,000           | 6,700                | 6,500               | 16.2                     | 105,000          |
| St. Clair             | 1,200                | 1,100               | 20.0                     | 22,000            | 700                  | 600                 | 10.0                     | 6,000            |
| <b>District 2</b>     | <b>129,300</b>       | <b>125,000</b>      | <b>21.2</b>              | <b>2,647,000</b>  | <b>98,200</b>        | <b>95,000</b>       | <b>16.2</b>              | <b>1,540,000</b> |
| Bibb                  | 1,200                | 1,100               | 19.1                     | 21,000            | *                    | *                   | *                        | *                |
| Chambers              | *                    | *                   | *                        | *                 | *                    | *                   | *                        | *                |
| Chilton               | 2,200                | 2,100               | 20.5                     | 43,000            | 1,000                | 900                 | 16.7                     | 15,000           |
| Clay                  | 500                  | 500                 | 24.0                     | 12,000            | *                    | *                   | *                        | *                |
| Coosa                 | 900                  | 800                 | 22.5                     | 18,000            | 500                  | 500                 | 16.0                     | 8,000            |
| Fayette               | 8,300                | 8,000               | 22.0                     | 176,000           | 5,500                | 5,400               | 12.0                     | 65,000           |
| Jefferson             | *                    | *                   | *                        | *                 | *                    | *                   | *                        | *                |
| Lamar                 | 2,900                | 2,700               | 19.3                     | 52,000            | 1,800                | 1,600               | 13.1                     | 21,000           |
| Lee                   | *                    | *                   | *                        | *                 | *                    | *                   | *                        | *                |
| Pickens               | 9,500                | 9,000               | 22.6                     | 203,000           | 8,800                | 8,600               | 14.5                     | 125,000          |
| Randolph              | *                    | *                   | *                        | *                 | *                    | *                   | *                        | *                |
| Shelby                | 900                  | 800                 | 16.3                     | 13,000            | *                    | *                   | *                        | *                |
| Talladega             | 11,700               | 10,400              | 25.0                     | 260,000           | 10,200               | 9,800               | 11.0                     | 108,000          |
| Tallapoosa            | *                    | *                   | *                        | *                 | *                    | *                   | *                        | *                |
| Tuscaloosa            | 6,900                | 5,800               | 22.4                     | 130,000           | 5,200                | 5,200               | 17.5                     | 91,000           |
| Walker                | 800                  | 700                 | 17.1                     | 12,000            | 500                  | 500                 | 10.0                     | 5,000            |
| <b>District 3</b>     | <b>45,800</b>        | <b>41,900</b>       | <b>22.4</b>              | <b>940,000</b>    | <b>33,500</b>        | <b>32,500</b>       | <b>13.5</b>              | <b>438,000</b>   |
| Autauga               | 4,000                | 3,400               | 22.9                     | 78,000            | 3,500                | 3,300               | 15.5                     | 51,000           |
| Bullock               | 8,000                | 7,000               | 21.0                     | 147,000           | 7,000                | 6,800               | 15.3                     | 104,000          |
| Dallas                | 21,000               | 20,500              | 18.5                     | 380,000           | 21,000               | 20,300              | 15.0                     | 305,000          |
| Elmore                | 3,700                | 3,400               | 26.2                     | 89,000            | 2,500                | 1,800               | 19.4                     | 35,000           |
| Greene                | 7,500                | 6,000               | 22.3                     | 134,000           | 5,500                | 5,300               | 14.5                     | 77,000           |
| Hale                  | 19,800               | 19,800              | 23.0                     | 444,000           | 17,000               | 16,500              | 18.5                     | 305,000          |
| Lowndes               | 11,300               | 10,200              | 22.8                     | 233,000           | 8,500                | 7,200               | 14.2                     | 102,000          |
| Macon                 | 5,100                | 4,400               | 19.3                     | 85,000            | 4,300                | 4,000               | 18.5                     | 74,000           |
| Marengo               | 15,600               | 13,700              | 24.0                     | 329,000           | 8,000                | 7,500               | 17.5                     | 131,000          |
| Montgomery            | 10,000               | 8,700               | 22.0                     | 191,000           | 9,000                | 8,300               | 20.5                     | 170,000          |
| Perry                 | 45,000               | 43,500              | 20.4                     | 887,000           | 31,000               | 28,600              | 21.0                     | 602,000          |
| Sumter                | 12,700               | 9,200               | 25.4                     | 234,000           | 6,500                | 6,400               | 16.6                     | 106,000          |
| <b>District 4</b>     | <b>163,700</b>       | <b>149,300</b>      | <b>21.6</b>              | <b>3,231,000</b>  | <b>123,800</b>       | <b>116,000</b>      | <b>17.8</b>              | <b>2,062,000</b> |
| Baldwin               | 55,600               | 53,700              | 25.6                     | 1,377,000         | 51,300               | 50,500              | 21.0                     | 1,060,000        |
| Butler                | 4,000                | 3,900               | 32.1                     | 125,000           | 2,200                | 2,200               | 15.0                     | 33,000           |
| Choctaw               | 800                  | 600                 | 28.3                     | 17,000            | *                    | *                   | *                        | *                |
| Clarke                | 900                  | 900                 | 20.0                     | 18,000            | *                    | *                   | *                        | *                |
| Conecuh               | 11,000               | 10,600              | 25.0                     | 265,000           | 5,100                | 5,000               | 20.0                     | 100,000          |
| Escambia              | 17,000               | 16,800              | 27.5                     | 462,000           | 13,800               | 13,600              | 21.0                     | 285,000          |
| Mobile                | 10,000               | 9,600               | 20.0                     | 192,000           | 5,000                | 4,900               | 18.0                     | 88,000           |
| Monroe                | 10,700               | 10,600              | 27.5                     | 292,000           | 10,200               | 10,000              | 20.2                     | 202,000          |
| Washington            | 700                  | 700                 | 22.9                     | 16,000            | *                    | *                   | *                        | *                |
| Wilcox                | 13,200               | 12,600              | 26.0                     | 327,000           | 5,500                | 5,000               | 20.0                     | 100,000          |
| <b>District 5</b>     | <b>123,900</b>       | <b>120,000</b>      | <b>25.8</b>              | <b>3,091,000</b>  | <b>93,100</b>        | <b>91,200</b>       | <b>19.5</b>              | <b>1,868,000</b> |
| Barbour               | 1,800                | 1,500               | 18.0                     | 27,000            | 800                  | 700                 | 15.7                     | 11,000           |
| Coffee                | 4,800                | 4,200               | 23.6                     | 99,000            | 2,800                | 2,300               | 10.0                     | 23,000           |
| Covington             | 5,500                | 5,300               | 24.5                     | 130,000           | 2,700                | 2,700               | 19.3                     | 52,000           |
| Crenshaw              | 1,300                | 1,300               | 30.0                     | 39,000            | 500                  | 500                 | 16.0                     | 8,000            |
| Dale                  | 900                  | 800                 | 18.8                     | 15,000            | 700                  | 500                 | 14.0                     | 7,000            |
| Geneva                | 16,500               | 13,500              | 19.5                     | 263,000           | 9,000                | 8,700               | 17.5                     | 152,000          |
| Henry                 | 2,800                | 2,400               | 25.0                     | 60,000            | 2,100                | 2,000               | 13.0                     | 26,000           |
| Houston               | 11,000               | 8,700               | 16.7                     | 145,000           | 5,800                | 5,500               | 16.4                     | 90,000           |
| Pike                  | 2,700                | 2,400               | 25.4                     | 61,000            | 2,000                | 2,000               | 16.0                     | 32,000           |
| Russell               | 5,300                | 2,900               | 19.0                     | 55,000            | 2,300                | 2,000               | 14.5                     | 29,000           |
| <b>District 6</b>     | <b>52,600</b>        | <b>43,000</b>       | <b>20.8</b>              | <b>894,000</b>    | <b>28,700</b>        | <b>26,900</b>       | <b>16.0</b>              | <b>430,000</b>   |
| <b>Other Counties</b> | <b>500</b>           | <b>500</b>          | <b>24.0</b>              | <b>12,000</b>     | <b>2,700</b>         | <b>2,400</b>        | <b>13.3</b>              | <b>32,000</b>    |
| <b>State Total</b>    | <b>650,000</b>       | <b>610,000</b>      | <b>23.0</b>              | <b>14,030,000</b> | <b>500,000</b>       | <b>480,000</b>      | <b>16.5</b>              | <b>7,920,000</b> |

1/ Revised. 2/ Preliminary. \*Counties with less than 500 acres or to avoid disclosing individual operations. Included in "Other Counties."

# W H E A T


1987

## BUSHELS PRODUCED



### Ten Leading Counties

|                  |         |
|------------------|---------|
| Baldwin .....    | 675,000 |
| Madison .....    | 504,000 |
| Montgomery ..... | 254,000 |
| Lawrence .....   | 252,000 |
| Lauderdale ..... | 231,000 |
| Escambia .....   | 202,000 |
| DeKalb .....     | 185,000 |
| Dallas .....     | 175,000 |
| Hale .....       | 164,000 |
| Geneva .....     | 151,000 |



**ALABAMA WHEAT: PLANTED, HARVESTED, YIELD, AND PRODUCTION, 1978-86 REVISED, 1987 PRELIMINARY**

| Year | Planted        | Harvested | Yield   | Production       | Value of Production |
|------|----------------|-----------|---------|------------------|---------------------|
|      | Thousand Acres |           | Bushels | Thousand Bushels | Thousand Dollars    |
| 1978 | 180            | 90        | 26.0    | 2,340            | 7,020               |
| 1979 | 220            | 145       | 26.0    | 3,770            | 14,703              |
| 1980 | 325            | 260       | 25.5    | 6,630            | 25,526              |
| 1981 | 650            | 565       | 44.0    | 24,860           | 82,038              |
| 1982 | 850            | 725       | 32.0    | 23,200           | 69,600              |
| 1983 | 600            | 460       | 33.0    | 15,180           | 49,335              |
| 1984 | 480            | 380       | 39.0    | 14,820           | 48,165              |
| 1985 | 500            | 400       | 32.0    | 12,800           | 39,040              |
| 1986 | 340            | 220       | 26.0    | 5,720            | 14,872              |
| 1987 | 250            | 170       | 31.0    | 5,270            | 13,175              |

ALABAMA WHEAT: ACREAGE, YIELD, AND PRODUCTION, 1986 REVISED, 1987 PRELIMINARY, BY COUNTY

| District and County   | 1986 1/              |                     |                          |                  | 1987 2/              |                     |                          |                  |
|-----------------------|----------------------|---------------------|--------------------------|------------------|----------------------|---------------------|--------------------------|------------------|
|                       | Planted All Purposes | Harvested for Grain | Yield per Harvested Acre | Production       | Planted All Purposes | Harvested for Grain | Yield per Harvested Acre | Production       |
|                       | Acres                |                     | Bushels                  |                  | Acres                |                     | Bushels                  |                  |
| Colbert               | 5,300                | 4,500               | 23.3                     | 105,000          | 4,300                | 3,300               | 30.9                     | 102,000          |
| Franklin              | 2,000                | 1,400               | 28.6                     | 40,000           | 2,000                | 1,500               | 32.7                     | 49,000           |
| Lauderdale            | 12,000               | 10,500              | 28.1                     | 295,000          | 8,700                | 7,000               | 33.0                     | 231,000          |
| Lawrence              | 11,000               | 8,500               | 20.6                     | 175,000          | 9,500                | 8,000               | 31.5                     | 252,000          |
| Limestone             | 5,000                | 3,500               | 30.0                     | 105,000          | 3,500                | 2,800               | 43.2                     | 121,000          |
| Madison               | 21,000               | 15,500              | 29.5                     | 458,000          | 16,000               | 13,000              | 38.8                     | 504,000          |
| Marion                | 4,000                | 3,000               | 27.7                     | 83,000           | 2,500                | 1,900               | 24.7                     | 47,000           |
| Morgan                | 8,000                | 3,000               | 24.0                     | 72,000           | 3,600                | 2,700               | 33.3                     | 90,000           |
| Winston               | .                    | .                   | .                        | .                | .                    | .                   | .                        | .                |
| <b>District 1</b>     | <b>68,300</b>        | <b>49,900</b>       | <b>26.7</b>              | <b>1,333,000</b> | <b>50,100</b>        | <b>40,200</b>       | <b>34.7</b>              | <b>1,396,000</b> |
| Blount                | 5,000                | 2,000               | 30.0                     | 60,000           | 3,500                | 1,600               | 30.0                     | 48,000           |
| Calhoun               | 2,000                | 1,500               | 20.0                     | 30,000           | 2,200                | 1,700               | 30.0                     | 51,000           |
| Cherokee              | 5,000                | 4,000               | 18.8                     | 75,000           | 5,000                | 3,600               | 35.0                     | 126,000          |
| Cleburne              | 800                  | 700                 | 21.4                     | 15,000           | .                    | .                   | .                        | .                |
| Cullman               | 5,500                | 4,000               | 28.3                     | 113,000          | 4,000                | 3,000               | 34.7                     | 104,000          |
| DeKalb                | 12,200               | 10,800              | 25.3                     | 273,000          | 9,800                | 6,500               | 28.5                     | 185,000          |
| Etowah                | 3,500                | 2,500               | 22.8                     | 57,000           | 2,000                | 1,500               | 33.3                     | 50,000           |
| Jackson               | 5,500                | 4,500               | 20.0                     | 90,000           | 2,800                | 2,500               | 30.0                     | 75,000           |
| Marshall              | 5,000                | 3,000               | 20.0                     | 60,000           | 1,700                | 1,000               | 32.0                     | 32,000           |
| St. Clair             | 800                  | 500                 | 24.0                     | 12,000           | 600                  | 500                 | 26.0                     | 13,000           |
| <b>District 2</b>     | <b>45,300</b>        | <b>33,500</b>       | <b>23.4</b>              | <b>785,000</b>   | <b>31,600</b>        | <b>21,900</b>       | <b>31.2</b>              | <b>684,000</b>   |
| Bibb                  | 1,800                | 500                 | 20.0                     | 10,000           | 2,000                | 500                 | 20.0                     | 10,000           |
| Chambers              | .                    | .                   | .                        | .                | .                    | .                   | .                        | .                |
| Chilton               | 1,000                | 600                 | 25.0                     | 15,000           | 1,100                | 600                 | 26.7                     | 16,000           |
| Clay                  | .                    | .                   | .                        | .                | .                    | .                   | .                        | .                |
| Coosa                 | .                    | .                   | .                        | .                | .                    | .                   | .                        | .                |
| Fayette               | 900                  | 600                 | 30.0                     | 18,000           | .                    | .                   | .                        | .                |
| Jefferson             | .                    | .                   | .                        | .                | .                    | .                   | .                        | .                |
| Lamar                 | 800                  | 500                 | 28.0                     | 14,000           | 800                  | 500                 | 26.0                     | 13,000           |
| Lee                   | .                    | .                   | .                        | .                | .                    | .                   | .                        | .                |
| Pickens               | 5,000                | 3,500               | 27.1                     | 95,000           | 4,500                | 3,000               | 28.3                     | 85,000           |
| Randolph              | .                    | .                   | .                        | .                | .                    | .                   | .                        | .                |
| Shelby                | .                    | .                   | .                        | .                | .                    | .                   | .                        | .                |
| Talladega             | 3,800                | 2,100               | 21.0                     | 44,000           | 2,500                | 1,500               | 32.0                     | 48,000           |
| Tallapoosa            | .                    | .                   | .                        | .                | .                    | .                   | .                        | .                |
| Tuscaloosa            | 5,000                | 3,000               | 20.0                     | 60,000           | 3,700                | 2,700               | 26.3                     | 71,000           |
| Walker                | .                    | .                   | .                        | .                | .                    | .                   | .                        | .                |
| <b>District 3</b>     | <b>18,300</b>        | <b>10,800</b>       | <b>23.7</b>              | <b>256,000</b>   | <b>14,600</b>        | <b>8,800</b>        | <b>27.6</b>              | <b>243,000</b>   |
| Autauga               | 5,000                | 3,200               | 20.3                     | 65,000           | 4,000                | 1,700               | 26.5                     | 45,000           |
| Bullock               | 1,000                | 700                 | 21.4                     | 15,000           | 800                  | 500                 | 24.0                     | 12,000           |
| Dallas                | 13,000               | 7,500               | 22.0                     | 165,000          | 7,500                | 7,200               | 24.3                     | 175,000          |
| Elmore                | 7,000                | 3,000               | 30.0                     | 90,000           | 5,000                | 2,000               | 36.0                     | 72,000           |
| Greene                | 4,500                | 3,000               | 21.7                     | 65,000           | 3,800                | 2,500               | 28.8                     | 72,000           |
| Hale                  | 13,000               | 7,000               | 30.7                     | 215,000          | 12,000               | 6,000               | 27.3                     | 164,000          |
| Lowndes               | 7,500                | 4,000               | 21.3                     | 85,000           | 7,200                | 1,300               | 19.2                     | 25,000           |
| Macon                 | 1,800                | 800                 | 25.0                     | 20,000           | 1,500                | 700                 | 37.1                     | 26,000           |
| Marengo               | 12,500               | 5,500               | 27.3                     | 150,000          | 7,000                | 2,700               | 31.5                     | 85,000           |
| Montgomery            | 23,000               | 11,000              | 25.0                     | 275,000          | 20,500               | 9,000               | 28.2                     | 254,000          |
| Perry                 | 15,000               | 6,000               | 15.0                     | 90,000           | 9,500                | 5,300               | 25.5                     | 135,000          |
| Sumter                | 2,000                | 1,000               | 35.0                     | 35,000           | 1,000                | 600                 | 38.3                     | 23,000           |
| <b>District 4</b>     | <b>105,300</b>       | <b>52,700</b>       | <b>24.1</b>              | <b>1,270,000</b> | <b>79,800</b>        | <b>39,500</b>       | <b>27.5</b>              | <b>1,088,000</b> |
| Baldwin               | 25,000               | 21,300              | 37.0                     | 788,000          | 21,000               | 18,000              | 37.5                     | 675,000          |
| Butler                | 2,000                | 1,000               | 32.0                     | 32,000           | 1,700                | 1,100               | 25.5                     | 28,000           |
| Choctaw               | .                    | .                   | .                        | .                | .                    | .                   | .                        | .                |
| Clarke                | .                    | .                   | .                        | .                | .                    | .                   | .                        | .                |
| Conecuh               | 3,500                | 1,800               | 26.1                     | 47,000           | 1,600                | 1,200               | 37.5                     | 45,000           |
| Escambia              | 12,200               | 8,000               | 28.1                     | 225,000          | 8,300                | 6,400               | 31.6                     | 202,000          |
| Mobile                | 4,000                | 3,200               | 38.4                     | 123,000          | 1,700                | 1,500               | 36.0                     | 54,000           |
| Monroe                | 2,500                | 1,300               | 36.9                     | 48,000           | 2,000                | 1,500               | 35.3                     | 53,000           |
| Washington            | .                    | .                   | .                        | .                | .                    | .                   | .                        | .                |
| Wilcox                | 2,500                | 1,300               | 23.1                     | 30,000           | 800                  | 500                 | 28.0                     | 14,000           |
| <b>District 5</b>     | <b>51,700</b>        | <b>37,900</b>       | <b>34.1</b>              | <b>1,293,000</b> | <b>37,100</b>        | <b>30,200</b>       | <b>35.5</b>              | <b>1,071,000</b> |
| Barbour               | 2,200                | 1,500               | 20.0                     | 30,000           | 2,000                | 1,200               | 22.5                     | 27,000           |
| Coffee                | 6,000                | 4,000               | 17.0                     | 68,000           | 4,200                | 3,500               | 30.0                     | 105,000          |
| Covington             | 4,000                | 2,400               | 22.5                     | 54,000           | 2,700                | 2,300               | 37.0                     | 85,000           |
| Crenshaw              | 800                  | 500                 | 28.0                     | 14,000           | 700                  | 500                 | 24.0                     | 12,000           |
| Dale                  | 4,500                | 3,300               | 21.2                     | 70,000           | 2,800                | 2,000               | 25.0                     | 50,000           |
| Geneva                | 11,000               | 7,200               | 24.3                     | 175,000          | 7,600                | 6,500               | 23.2                     | 151,000          |
| Henry                 | 6,300                | 5,500               | 21.8                     | 120,000          | 5,500                | 5,000               | 24.0                     | 120,000          |
| Houston               | 8,500                | 6,000               | 21.7                     | 130,000          | 3,800                | 3,500               | 25.7                     | 90,000           |
| Pike                  | 3,500                | 2,800               | 25.7                     | 72,000           | 3,300                | 2,800               | 28.6                     | 80,000           |
| Russell               | 900                  | 500                 | 24.0                     | 12,000           | 1,000                | 500                 | 34.0                     | 17,000           |
| <b>District 6</b>     | <b>47,700</b>        | <b>33,700</b>       | <b>22.1</b>              | <b>745,000</b>   | <b>33,600</b>        | <b>27,800</b>       | <b>26.5</b>              | <b>737,000</b>   |
| <b>Other Counties</b> | <b>3,400</b>         | <b>1,500</b>        | <b>25.3</b>              | <b>38,000</b>    | <b>3,200</b>         | <b>1,600</b>        | <b>31.9</b>              | <b>51,000</b>    |
| <b>State Total</b>    | <b>340,000</b>       | <b>220,000</b>      | <b>26.0</b>              | <b>5,720,000</b> | <b>250,000</b>       | <b>170,000</b>      | <b>31.0</b>              | <b>5,270,000</b> |

1/ Revised. 2/ Preliminary. \* Counties with less than 500 acres for harvest or to avoid disclosing individual operations. Included in "Other Counties."

**ALABAMA IRISH POTATOES AND SWEETPOTATOES:  
PLANTED, HARVESTED, YIELD, AND PRODUCTION, 1978-86 REVISED, 1987 PRELIMINARY  
ALABAMA PEACHES AND PECANS: PRODUCTION, 1978-86 REVISED, 1987 PRELIMINARY**

| Year | Irish Potatoes |           |       |               | Sweetpotatoes  |           |       |               | Peaches      | Pecans        |
|------|----------------|-----------|-------|---------------|----------------|-----------|-------|---------------|--------------|---------------|
|      | Planted        | Harvested | Yield | Production    | Planted        | Harvested | Yield | Production    | Production   | Production    |
|      | Thousand Acres |           | Cwt.  | Thousand Cwt. | Thousand Acres |           | Cwt.  | Thousand Cwt. | Million Lbs. | Thousand Lbs. |
| 1978 | 19.0           | 17.5      | 123   | 2,150         | 5.5            | 5.5       | 100   | 550           | 16.0         | 22,000        |
| 1979 | 18.0           | 16.3      | 157   | 2,552         | 5.7            | 5.7       | 110   | 627           | 20.0         | 4,000         |
| 1980 | 15.0           | 14.5      | 76    | 1,100         | 5.5            | 5.3       | 100   | 530           | 14.0         | 20,000        |
| 1981 | 13.2           | 13.1      | 159   | 2,085         | 5.6            | 5.4       | 115   | 621           | 22.0         | 34,000        |
| 1982 | 13.2           | 12.8      | 157   | 2,004         | 5.7            | 5.5       | 120   | 660           | 15.0         | 23,000        |
| 1983 | 14.0           | 13.4      | 115   | 1,536         | 5.0            | 4.9       | 105   | 515           | 14.0         | 24,000        |
| 1984 | 13.2           | 12.9      | 124   | 1,599         | 6.0            | 5.9       | 115   | 679           | 22.0         | 13,000        |
| 1985 | 13.4           | 13.1      | 172   | 2,252         | 6.5            | 6.4       | 120   | 768           | 1.5          | 16,000        |
| 1986 | 12.4           | 12.0      | 139   | 1,668         | 6.4            | 6.3       | 110   | 693           | 6.0          | 16,000        |
| 1987 | 12.2           | 11.9      | 143   | 1,698         | 6.8            | 6.7       | 110   | 737           | 10.0         | 25,000        |

**ALABAMA IRISH POTATOES: ACREAGE, YIELD, AND PRODUCTION 1986 REVISED, 1987 PRELIMINARY, BY COUNTY**

| County                   | 1986          |            |                  | 1987          |            |                  |
|--------------------------|---------------|------------|------------------|---------------|------------|------------------|
|                          | Harvested     | Yield      | Production       | Harvested     | Yield      | Production       |
|                          | Acres         | Cwt.       | Cwt.             | Acres         | Cwt.       | Cwt.             |
| Baldwin .....            | 3,500         | 150        | 525,000          | 3,700         | 135        | 499,000          |
| Cullman .....            | 1,000         | 120        | 120,000          | 900           | 170        | 153,000          |
| DeKalb .....             | 4,000         | 140        | 560,000          | 3,800         | 160        | 609,000          |
| Jackson .....            | 2,400         | 130        | 313,000          | 2,200         | 140        | 308,000          |
| Marshall .....           | *             | *          | *                | *             | *          | *                |
| Mobile .....             | 900           | 139        | 125,000          | 1,200         | 95         | 114,000          |
| Other Counties .....     | 200           | 125        | 25,000           | 100           | 150        | 15,000           |
| <b>State Total .....</b> | <b>12,000</b> | <b>139</b> | <b>1,668,000</b> | <b>11,900</b> | <b>143</b> | <b>1,698,000</b> |

\*Data not published for counties with less than 200 acres.

**ALABAMA SWEETPOTATOES: ACREAGE, YIELD, AND PRODUCTION, 1986 REVISED, 1987 PRELIMINARY, BY COUNTY**

| County                   | 1986         |            |                | 1987         |            |                |
|--------------------------|--------------|------------|----------------|--------------|------------|----------------|
|                          | Harvested    | Yield      | Production     | Harvested    | Yield      | Production     |
|                          | Acres        | Cwt.       | Cwt.           | Acres        | Cwt.       | Cwt.           |
| Baldwin .....            | 1,200        | 104        | 125,000        | 1,300        | 115        | 150,000        |
| Butler .....             | 200          | 80         | 16,000         | 100          | 80         | 8,000          |
| Cherokee .....           | *            | *          | *              | 100          | 100        | 10,000         |
| Chilton .....            | 300          | 117        | 35,000         | 300          | 117        | 35,000         |
| Cullman .....            | 3,400        | 118        | 400,000        | 3,900        | 110        | 430,000        |
| Dale .....               | 200          | 80         | 16,000         | 100          | 100        | 10,000         |
| Jefferson .....          | 100          | 100        | 10,000         | *            | *          | *              |
| Macon .....              | 100          | 100        | 10,000         | 100          | 100        | 10,000         |
| Morgan .....             | 200          | 100        | 20,000         | 200          | 105        | 21,000         |
| Perry .....              | 100          | 90         | 9,000          | 100          | 110        | 11,000         |
| Tuscaloosa .....         | 200          | 110        | 22,000         | 100          | 120        | 12,000         |
| Other Counties .....     | 300          | 100        | 30,000         | 400          | 100        | 40,000         |
| <b>State Total .....</b> | <b>6,300</b> | <b>110</b> | <b>693,000</b> | <b>6,700</b> | <b>110</b> | <b>737,000</b> |

\*Data not published for counties with less than 100 acres.

**ALABAMA PEACHES AND PECANS: PRODUCTION, 1986 REVISED, 1987 PRELIMINARY, BY COUNTY**

| County                | Peaches 1/       |                   | Pecans 2/         |                   |
|-----------------------|------------------|-------------------|-------------------|-------------------|
|                       | 1986             | 1987              | 1986              | 1987              |
|                       | Pounds           |                   | Pounds            |                   |
| <b>District 1</b>     |                  |                   |                   |                   |
| Colbert .....         | *                | *                 | *                 | *                 |
| Franklin .....        | *                | *                 | *                 | *                 |
| Lauderdale .....      | *                | *                 | *                 | *                 |
| Lawrence .....        | *                | *                 | *                 | *                 |
| Limestone .....       | 850,000          | 1,000,000         | 10,000            | 15,000            |
| Madison .....         | 150,000          | 200,000           | 25,000            | 100,000           |
| Marion .....          | *                | *                 | *                 | *                 |
| Morgan .....          | 250,000          | 300,000           | *                 | *                 |
| Winston .....         | *                | *                 | *                 | *                 |
| <b>District 2</b>     |                  |                   |                   |                   |
| Blount .....          | 1,000,000        | 1,800,000         | *                 | *                 |
| Calhoun .....         | 20,000           | 25,000            | *                 | *                 |
| Cherokee .....        | 50,000           | *                 | *                 | *                 |
| Cleburne .....        | *                | *                 | *                 | *                 |
| Cullman .....         | 200,000          | 400,000           | 65,000            | 70,000            |
| DeKalb .....          | *                | *                 | *                 | *                 |
| Etowah .....          | *                | *                 | *                 | *                 |
| Jackson .....         | 10,000           | *                 | *                 | *                 |
| Marshall .....        | 50,000           | 100,000           | 40,000            | 30,000            |
| St. Clair .....       | *                | *                 | *                 | *                 |
| <b>District 3</b>     |                  |                   |                   |                   |
| Bibb .....            | 40,000           | 40,000            | *                 | *                 |
| Chambers .....        | *                | *                 | 20,000            | 70,000            |
| Chilton .....         | 2,200,000        | 4,200,000         | *                 | *                 |
| Clay .....            | *                | 50,000            | 10,000            | 10,000            |
| Coosa .....           | *                | *                 | 20,000            | 15,000            |
| Fayette .....         | *                | *                 | *                 | *                 |
| Jefferson .....       | 30,000           | 30,000            | 10,000            | 10,000            |
| Lamar .....           | *                | *                 | *                 | *                 |
| Lee .....             | 120,000          | 150,000           | 25,000            | 25,000            |
| Pickens .....         | *                | 50,000            | *                 | *                 |
| Randolph .....        | *                | *                 | *                 | 20,000            |
| Shelby .....          | *                | *                 | *                 | *                 |
| Talladega .....       | 35,000           | 100,000           | *                 | *                 |
| Tallapoosa .....      | *                | *                 | 20,000            | 20,000            |
| Tuscaloosa .....      | 100,000          | 200,000           | 30,000            | 30,000            |
| Walker .....          | *                | *                 | *                 | *                 |
| <b>District 4</b>     |                  |                   |                   |                   |
| Autauga .....         | 300,000          | 200,000           | 150,000           | 100,000           |
| Bullock .....         | *                | *                 | 1,000,000         | 900,000           |
| Dallas .....          | *                | *                 | 350,000           | 250,000           |
| Elmore .....          | *                | *                 | 200,000           | 150,000           |
| Greene .....          | *                | *                 | *                 | *                 |
| Hale .....            | *                | *                 | 250,000           | 250,000           |
| Lowndes .....         | *                | *                 | 100,000           | 80,000            |
| Macon .....           | *                | *                 | 90,000            | 100,000           |
| Marengo .....         | *                | *                 | 10,000            | 15,000            |
| Montgomery .....      | *                | *                 | 400,000           | 350,000           |
| Perry .....           | *                | *                 | 65,000            | 50,000            |
| Sumter .....          | *                | *                 | 50,000            | 60,000            |
| <b>District 5</b>     |                  |                   |                   |                   |
| Baldwin .....         | *                | *                 | 2,600,000         | 5,000,000         |
| Butler .....          | *                | *                 | 600,000           | 550,000           |
| Choctaw .....         | *                | *                 | 75,000            | 100,000           |
| Clarke .....          | 100,000          | 100,000           | 70,000            | 60,000            |
| Conecuh .....         | *                | *                 | 90,000            | 110,000           |
| Escambia .....        | *                | 50,000            | 425,000           | 425,000           |
| Mobile .....          | 30,000           | 200,000           | 750,000           | 6,500,000         |
| Monroe .....          | 25,000           | 60,000            | 150,000           | 170,000           |
| Washington .....      | *                | *                 | *                 | *                 |
| Wilcox .....          | *                | *                 | 50,000            | 40,000            |
| <b>District 6</b>     |                  |                   |                   |                   |
| Barbour .....         | *                | *                 | 1,700,000         | 2,200,000         |
| Coffee .....          | *                | *                 | 90,000            | 100,000           |
| Covington .....       | 150,000          | 225,000           | 2,300,000         | 2,400,000         |
| Crenshaw .....        | *                | *                 | 260,000           | 200,000           |
| Dale .....            | *                | *                 | 125,000           | 100,000           |
| Geneva .....          | *                | *                 | 550,000           | 800,000           |
| Henry .....           | 20,000           | 70,000            | 100,000           | 215,000           |
| Houston .....         | 20,000           | 50,000            | 750,000           | 750,000           |
| Pike .....            | 50,000           | 150,000           | 580,000           | 560,000           |
| Russell .....         | *                | *                 | 1,700,000         | 1,800,000         |
| <b>Other Counties</b> | <b>200,000</b>   | <b>250,000</b>    | <b>70,000</b>     | <b>200,000</b>    |
| <b>State Total</b>    | <b>6,000,000</b> | <b>10,000,000</b> | <b>16,000,000</b> | <b>25,000,000</b> |

1/ \*Counties with less than 5,000 pounds or any counties for which figures would disclose individual operations are combined into "Other Counties." 2/ \*Counties with less than 10,000 pounds or any counties for which figures would disclose individual operations are combined into "Other Counties."

## LIVESTOCK REVIEW

1987

*ROBERT L. JEFFERSON*

**Cattle Numbers Down 10 Percent:** All cattle and calves in Alabama as of January 1, 1988, totaled 1,670,000 head. This is 10 percent below the January 1 inventory last year and 6 percent below the January 1, 1986 inventory. Brood cows decreased from 960,000 head January 1, 1987 to 915,000 head January 1, 1988. Beef cows decreased 42,000 head and milk cows were down 3,000 head. Heifers for beef cow replacements were down 20,000 head, and milk cow replacements declined 1,000 head. Other heifers were down 15,000 head from a year ago. Steers 500 pounds and over decreased 20 percent, and calves under 500 pounds decreased 15 percent. The 1987 calf crop was placed at 800,000 head, down 7 percent from 1986. Alabama ranked 23rd among states in all cattle, but 14th in the number of beef cows on farms.

**Hogs:** Alabama's December 1, 1987 hog and pig inventory was 345,000 head, 15,000 less than the previous year. Breeding rose to 57,000 head, up 3,000 head from a year earlier. Market hogs decreased to 288,000, down 6 percent. The 1987 pig crop totaled 589,000 head, up 3 percent from 1986. Pork producers farrowed 83,000 sows during 1987, up 12 percent from the previous year. Alabama ranked 21st among states in total hog numbers.

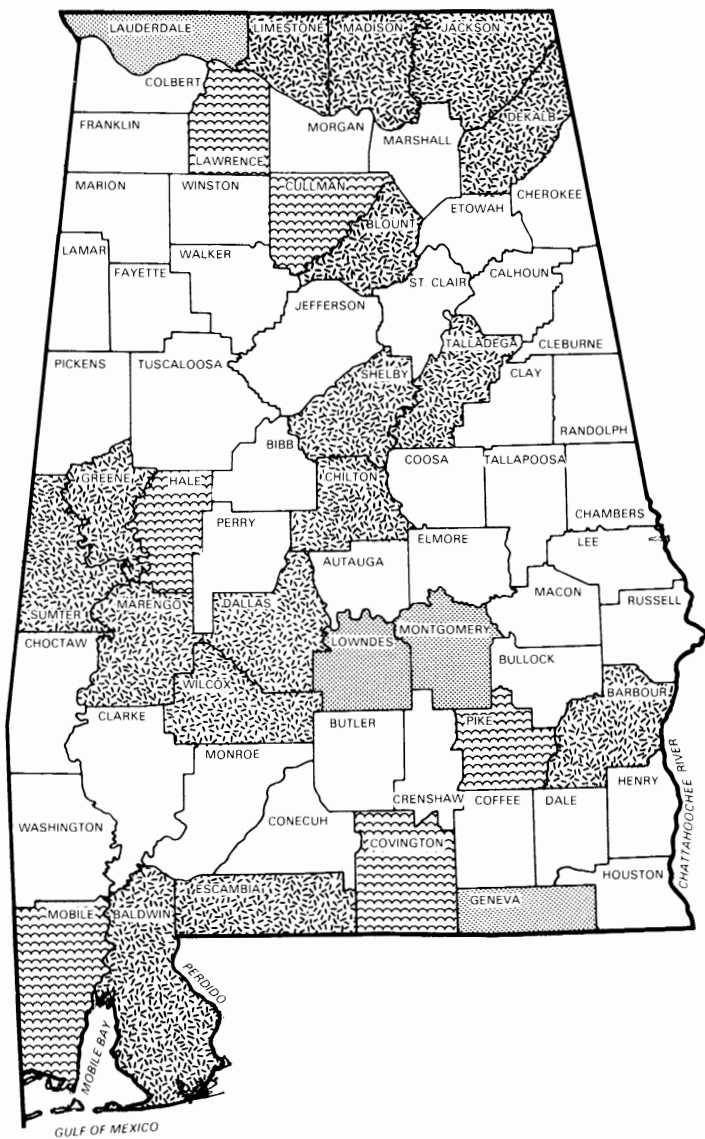
**Milk Production Down:** Alabama's dairymen produced an estimated 502 million pounds of milk during 1987, down 5 percent from the 529 million pounds during 1986. The annual average number of cows milked was 40,000 head, 4,000 below the 1986 average. Production per cow averaged 12,550 pounds, compared with 12,023 the previous year.

**Red Meat Production:** The 1987 production of red meat (beef, veal, pork, and mutton) in Alabama totaled 257.9 million pounds (dress weight). This was 5 percent more than the 1986 level. Cattle slaughter totaled 315,500 head, 7 percent above a year earlier. Calf slaughter totaled 400 head, 900 head less than the previous year. Hogs butchered, at 201,800 head, was down 3 percent.




# CATTLE and CALVES

January 1, 1988



## Ten Leading Counties

|                  |        |
|------------------|--------|
| Lowndes .....    | 69,000 |
| Montgomery ..... | 65,400 |
| Geneva .....     | 55,100 |
| Lauderdale ..... | 50,800 |
| Cullman .....    | 47,600 |
| Lawrence .....   | 45,800 |
| Mobile .....     | 41,000 |
| Pike .....       | 40,300 |
| Hale .....       | 40,000 |
| Covington .....  | 36,300 |



ALABAMA CATTLE AND CALVES: JANUARY 1 INVENTORY AND VALUE, 1979-87 REVISED, 1988 PRELIMINARY

| Year | Cows & Heifers That Have Calved |           | Heifers 500 Pounds & Over |                       |       | Steers, Bulls & Heifers |                       |   | Total | Value            |                  |
|------|---------------------------------|-----------|---------------------------|-----------------------|-------|-------------------------|-----------------------|---|-------|------------------|------------------|
|      | Beef Cows                       | Milk Cows | Beef Cow Replacements     | Milk Cow Replacements | Other | Steers, 500 Lbs. & Over | Bulls 500 Lbs. & Over | Steers, Heifers, & Bulls Under 500 Lbs. |       | Average per Head | Total            |
|      | Thousand Head                   |           |                           |                       |       |                         |                       |   |       | Dollars          | Thousand Dollars |
| 1979 | 911                             | 74        | 118                       | 15                    | 42    | 102                     | 58                    | 500                                     | 1,820 | 300              | 546,000          |
| 1980 | 847                             | 72        | 138                       | 14                    | 48    | 80                      | 64                    | 467                                     | 1,730 | 435              | 752,550          |
| 1981 | 946                             | 64        | 148                       | 17                    | 48    | 83                      | 67                    | 552                                     | 1,925 | 350              | 673,750          |
| 1982 | 950                             | 60        | 170                       | 17                    | 37    | 98                      | 64                    | 554                                     | 1,950 | 300              | 585,000          |
| 1983 | 935                             | 55        | 152                       | 16                    | 38    | 115                     | 61                    | 538                                     | 1,910 | 315              | 601,650          |
| 1984 | 883                             | 52        | 150                       | 15                    | 39    | 129                     | 58                    | 544                                     | 1,870 | 305              | 570,350          |
| 1985 | 871                             | 49        | 154                       | 15                    | 69    | 94                      | 64                    | 514                                     | 1,830 | 295              | 539,850          |
| 1986 | 862                             | 48        | 147                       | 14                    | 69    | 92                      | 65                    | 483                                     | 1,780 | 290              | 516,200          |
| 1987 | 917                             | 43        | 148                       | 13                    | 65    | 112                     | 62                    | 490                                     | 1,850 | 295              | 545,750          |
| 1988 | 875                             | 40        | 128                       | 12                    | 50    | 90                      | 60                    | 415                                     | 1,670 | 405              | 676,350          |

**ALABAMA CATTLE AND CALVES: INVENTORY, SUPPLY, AND DISPOSITION, 1978-86 REVISED, 1987 PRELIMINARY**

| Year | Beginning Inventory | Calves Born | Inshipments | Marketings    |        | Farm Slaughter  | Deaths |        | Ending Inventory |
|------|---------------------|-------------|-------------|---------------|--------|-----------------|--------|--------|------------------|
|      |                     |             |             | Cattle        | Calves | Cattle & Calves | Cattle | Calves |                  |
|      |                     |             |             | Thousand Head |        |                 |        |        |                  |
| 1978 | 2,130               | 920         | 10          | 880           | 263    | 7               | 40     | 50     | 1,820            |
| 1979 | 1,820               | 850         | 10          | 620           | 243    | 7               | 30     | 50     | 1,730            |
| 1980 | 1,730               | 880         | 50          | 407           | 244    | 6               | 30     | 48     | 1,925            |
| 1981 | 1,925               | 870         | 75          | 594           | 236    | 6               | 32     | 52     | 1,950            |
| 1982 | 1,950               | 900         | 68          | 643           | 272    | 5               | 34     | 54     | 1,910            |
| 1983 | 1,910               | 870         | 53          | 617           | 254    | 4               | 34     | 54     | 1,870            |
| 1984 | 1,870               | 830         | 40          | 590           | 237    | 3               | 30     | 50     | 1,830            |
| 1985 | 1,830               | 820         | 57          | 615           | 242    | 3               | 25     | 42     | 1,780            |
| 1986 | 1,780               | 860         | 120         | 620           | 222    | 2               | 24     | 42     | 1,850            |
| 1987 | 1,850               | 800         | 79          | 750           | 247    | 2               | 26     | 34     | 1,670            |

**ALABAMA CATTLE AND CALVES: PRODUCTION AND INCOME, 1978-86 REVISED, 1987 PRELIMINARY**

| Year | Production      | Marketings | Price per 100 Pounds |           | Cash Receipts    | Value of Home Consumption | Gross Income |
|------|-----------------|------------|----------------------|-----------|------------------|---------------------------|--------------|
|      |                 |            | Cattle 1/            | Calves 1/ |                  |                           |              |
|      | Thousand Pounds |            | Dollars              |           | Thousand Dollars |                           |              |
| 1978 | 731,995         | 897,210    | 43.20                | 54.00     | 398,546          | 11,146                    | 409,692      |
| 1979 | 630,435         | 669,150    | 62.90                | 81.30     | 436,710          | 13,854                    | 450,564      |
| 1980 | 584,765         | 476,080    | 55.30                | 69.10     | 276,376          | 9,510                     | 285,866      |
| 1981 | 639,930         | 655,200    | 47.80                | 58.30     | 322,827          | 9,654                     | 332,481      |
| 1982 | 678,870         | 738,620    | 46.30                | 55.00     | 351,146          | 7,242                     | 358,388      |
| 1983 | 653,000         | 706,245    | 47.00                | 57.00     | 341,883          | 10,175                    | 352,058      |
| 1984 | 645,290         | 676,600    | 45.70                | 54.60     | 317,456          | 7,455                     | 324,911      |
| 1985 | 698,045         | 726,550    | 46.20                | 57.50     | 346,333          | 8,493                     | 354,826      |
| 1986 | 758,715         | 724,020    | 43.00                | 56.90     | 323,146          | 6,614                     | 329,760      |
| 1987 | 674,770         | 878,090    | 53.30                | 74.40     | 487,854          | 12,265                    | 500,119      |

**ALABAMA HOGS: INVENTORY, SUPPLY, AND DISPOSITION, 1978-86 REVISED, 1987 PRELIMINARY**

| Year | Beginning Inventory | Total Pigs Saved | Inshipments | Marketings    | Farm Slaughter | Deaths | Ending Inventory |
|------|---------------------|------------------|-------------|---------------|----------------|--------|------------------|
|      |                     |                  |             | Thousand Head |                |        |                  |
| 1978 | 650                 | 1,165            | 40          | 995           | 40             | 120    | 700              |
| 1979 | 700                 | 1,455            | 40          | 1,155         | 40             | 120    | 880              |
| 1980 | 880                 | 1,422            | 40          | 1,357         | 35             | 120    | 800              |
| 1981 | 800                 | 1,010            | 10          | 1,160         | 35             | 85     | 540              |
| 1982 | 540                 | 784              | 6           | 790           | 10             | 50     | 480              |
| 1983 | 480                 | 777              | 10          | 787           | 10             | 30     | 440              |
| 1984 | 440                 | 625              | 8           | 678           | 7              | 28     | 360              |
| 1985 | 360                 | 544              | 8           | 539           | 7              | 21     | 345              |
| 1986 | 345                 | 548              | 8           | 513           | 12             | 16     | 360              |
| 1987 | 360                 | 589              | 15          | 582           | 7              | 30     | 345              |

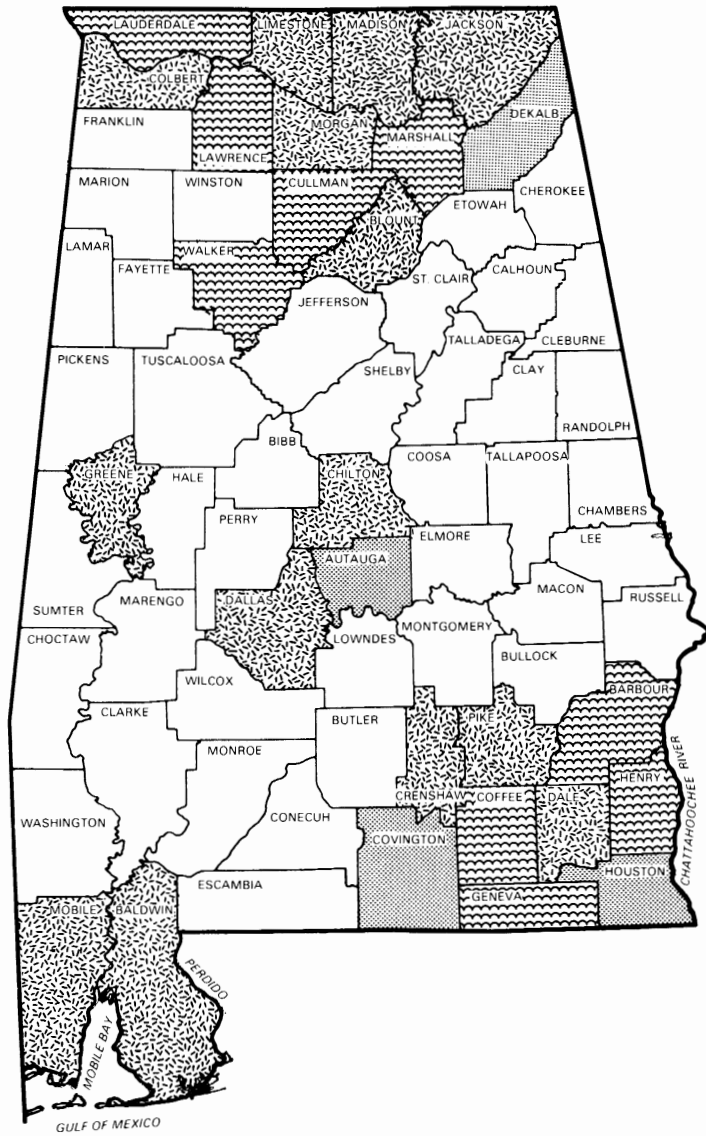
**ALABAMA HOGS: PRODUCTION AND INCOME, 1978-86 REVISED, 1987 PRELIMINARY**

| Year | Production      | Marketings | Price per 100 Pounds | Cash Receipts | Value of Home Consumption | Gross Income |
|------|-----------------|------------|----------------------|---------------|---------------------------|--------------|
|      | Thousand Pounds |            | Dollars              |               | Thousand Dollars          |              |
| 1978 | 238,390         | 215,975    | 45.10                | 99,897        | 10,824                    | 110,721      |
| 1979 | 309,869         | 272,024    | 43.50                | 121,971       | 8,185                     | 130,156      |
| 1980 | 342,190         | 334,774    | 37.00                | 124,724       | 7,265                     | 131,989      |
| 1981 | 242,161         | 254,131    | 43.00                | 110,416       | 7,379                     | 117,795      |
| 1982 | 159,888         | 163,255    | 52.90                | 90,290        | 2,761                     | 93,051       |
| 1983 | 162,617         | 166,030    | 47.10                | 79,663        | 2,459                     | 82,122       |
| 1984 | 136,393         | 144,074    | 47.20                | 69,551        | 1,466                     | 71,017       |
| 1985 | 109,847         | 113,466    | 43.60                | 50,941        | 1,292                     | 52,233       |
| 1986 | 113,487         | 100,110    | 48.00                | 50,198        | 2,506                     | 52,704       |
| 1987 | 125,166         | 125,985    | 49.80                | 64,550        | 1,516                     | 66,066       |

1/ Prices are computed by weighting monthly estimated prices received by farmers, by monthly quantities sold.

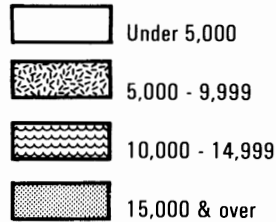
ALL HOGS and PIGS

December 1, 1987



Ten Leading Counties

|                  |        |
|------------------|--------|
| Covington .....  | 18,400 |
| DeKalb .....     | 16,800 |
| Houston .....    | 16,200 |
| Autauga .....    | 15,600 |
| Henry .....      | 14,000 |
| Lauderdale ..... | 12,100 |
| Coffee .....     | 11,300 |
| Cullman .....    | 10,900 |
| Barbour .....    | 10,800 |
| Geneva .....     | 10,700 |



ALABAMA HOGS AND PIGS: DECEMBER 1 INVENTORY AND VALUE, 1978-86 REVISED, 1987 PRELIMINARY

| Year | Breeding Hogs | Market Hogs and Pigs |             |               |               |       | Total | Value            |                  |
|------|---------------|----------------------|-------------|---------------|---------------|-------|-------|------------------|------------------|
|      |               | Less Than 60 Lbs.    | 60-119 Lbs. | 120-179 Lbs.  | Over 179 Lbs. | Total |       | Average per Head | Total            |
|      |               |                      |             |               |               |       |       |                  |                  |
|      |               |                      |             | Thousand Head |               |       |       | Dollars          | Thousand Dollars |
| 1978 | 125           | 315                  | 98          | 104           | 58            | 575   | 700   | 72.00            | 50,400           |
| 1979 | 134           | 339                  | 194         | 123           | 90            | 746   | 880   | 41.50            | 36,520           |
| 1980 | 125           | 311                  | 178         | 110           | 76            | 675   | 800   | 61.50            | 49,200           |
| 1981 | 85            | 186                  | 118         | 92            | 59            | 455   | 540   | 57.50            | 31,050           |
| 1982 | 78            | 165                  | 108         | 64            | 65            | 402   | 480   | 71.50            | 34,320           |
| 1983 | 75            | 160                  | 102         | 65            | 38            | 365   | 440   | 52.00            | 22,880           |
| 1984 | 56            | 130                  | 74          | 59            | 41            | 304   | 360   | 64.50            | 23,220           |
| 1985 | 50            | 149                  | 68          | 43            | 35            | 295   | 345   | 56.00            | 19,320           |
| 1986 | 54            | 101                  | 75          | 70            | 60            | 306   | 360   | 93.50            | 33,660           |
| 1987 | 57            | 100                  | 69          | 59            | 60            | 288   | 345   | 70.00            | 24,150           |

**ALABAMA CATTLE: NUMBER ON FARMS, JANUARY 1, 1987, REVISED, 1988 PRELIMINARY, BY COUNTY  
ALABAMA HOGS & PIGS: NUMBER ON FARMS, DECEMBER 1, 1986, REVISED, 1987 PRELIMINARY, BY COUNTY**

| District<br>and<br>County | 1987             |                | 1988             |                | Hogs & Pigs Inventory |                |
|---------------------------|------------------|----------------|------------------|----------------|-----------------------|----------------|
|                           | All Cattle       | Beef Cows      | All Cattle       | Beef Cows      | 1986                  | 1987           |
| Colbert                   | 19,900           | 9,800          | 18,800           | 9,700          | 6,200                 | 6,100          |
| Franklin                  | 22,400           | 10,400         | 18,300           | 8,900          | 2,800                 | 2,800          |
| Lauderdale                | 55,500           | 25,600         | 50,800           | 25,000         | 11,900                | 12,100         |
| Lawrence                  | 50,100           | 23,800         | 45,800           | 23,200         | 10,400                | 10,500         |
| Limestone                 | 32,400           | 14,700         | 28,800           | 14,000         | 7,600                 | 7,600          |
| Madison                   | 35,300           | 18,500         | 30,400           | 16,900         | 6,600                 | 6,500          |
| Marion                    | 11,300           | 6,500          | 10,600           | 6,400          | 4,700                 | 4,600          |
| Morgan                    | 26,700           | 13,900         | 21,800           | 12,100         | 6,000                 | 5,800          |
| Winston                   | 21,000           | 8,900          | 18,300           | 8,100          | 700                   | 600            |
| <b>District 1</b>         | <b>274,600</b>   | <b>132,100</b> | <b>243,600</b>   | <b>124,300</b> | <b>56,900</b>         | <b>56,600</b>  |
| Blount                    | 33,700           | 17,200         | 31,100           | 16,700         | 5,200                 | 5,000          |
| Calhoun                   | 20,000           | 9,400          | 20,100           | 9,900          | 300                   | 300            |
| Cherokee                  | 16,000           | 6,300          | 15,100           | 6,300          | 4,900                 | 4,700          |
| Cleburne                  | 11,000           | 5,500          | 10,200           | 5,400          | 3,100                 | 3,100          |
| Cullman                   | 50,900           | 25,400         | 47,600           | 25,000         | 11,300                | 10,900         |
| DeKalb                    | 29,200           | 15,700         | 25,600           | 14,600         | 18,100                | 16,800         |
| Etowah                    | 24,000           | 12,200         | 19,500           | 10,500         | 4,100                 | 3,900          |
| Jackson                   | 36,800           | 19,900         | 34,500           | 19,700         | 9,500                 | 9,200          |
| Marshall                  | 16,000           | 8,500          | 13,400           | 7,600          | 11,400                | 10,500         |
| St. Clair                 | 21,300           | 11,100         | 18,200           | 10,000         | 2,200                 | 1,900          |
| <b>District 2</b>         | <b>258,900</b>   | <b>131,200</b> | <b>235,300</b>   | <b>125,700</b> | <b>70,100</b>         | <b>66,300</b>  |
| Bibb                      | 12,500           | 6,100          | 11,000           | 5,700          | 300                   | 300            |
| Chambers                  | 17,800           | 8,900          | 16,500           | 8,900          | 1,200                 | 1,300          |
| Chilton                   | 31,200           | 16,200         | 28,800           | 15,600         | 5,100                 | 5,100          |
| Clay                      | 24,400           | 11,300         | 22,000           | 10,800         | 700                   | 700            |
| Coosa                     | 9,200            | 5,600          | 8,700            | 5,600          | 200                   | 200            |
| Fayette                   | 11,500           | 5,200          | 10,400           | 5,000          | 2,900                 | 2,900          |
| Jefferson                 | 12,000           | 4,700          | 11,400           | 4,700          | 1,500                 | 1,500          |
| Lamar                     | 14,900           | 7,100          | 13,900           | 7,000          | 2,400                 | 2,400          |
| Lee                       | 16,700           | 9,500          | 14,500           | 8,800          | 1,100                 | 1,000          |
| Pickens                   | 22,500           | 10,900         | 21,000           | 10,700         | 5,000                 | 4,500          |
| Randolph                  | 23,300           | 12,100         | 21,600           | 11,900         | 1,100                 | 1,100          |
| Shelby                    | 28,900           | 10,800         | 26,100           | 10,200         | 2,100                 | 2,100          |
| Talladega                 | 31,100           | 14,600         | 26,000           | 13,000         | 1,600                 | 1,500          |
| Tallahassee               | 16,700           | 7,900          | 13,500           | 6,800          | 300                   | 300            |
| Tuscaloosa                | 21,400           | 9,300          | 18,400           | 8,400          | 1,400                 | 1,300          |
| Walker                    | 16,500           | 8,600          | 15,500           | 8,500          | 10,400                | 10,000         |
| <b>District 3</b>         | <b>310,600</b>   | <b>148,800</b> | <b>279,300</b>   | <b>141,600</b> | <b>37,300</b>         | <b>36,200</b>  |
| Autauga                   | 13,700           | 7,200          | 12,200           | 6,800          | 16,600                | 15,600         |
| Bullock                   | 25,400           | 14,100         | 22,500           | 13,200         | 800                   | 700            |
| Dallas                    | 36,100           | 19,500         | 32,500           | 18,600         | 5,100                 | 5,000          |
| Elmore                    | 24,200           | 12,800         | 22,000           | 12,300         | 3,800                 | 3,700          |
| Greene                    | 35,800           | 16,900         | 31,300           | 15,500         | 6,200                 | 6,500          |
| Hale                      | 40,800           | 18,900         | 40,000           | 19,500         | 1,200                 | 1,300          |
| Lowndes                   | 72,000           | 38,300         | 69,000           | 38,700         | 4,400                 | 3,900          |
| Macon                     | 21,600           | 10,400         | 19,200           | 9,900          | 1,200                 | 1,200          |
| Marengo                   | 40,000           | 21,300         | 34,500           | 19,200         | 900                   | 900            |
| Montgomery                | 70,400           | 35,000         | 65,000           | 34,100         | 4,100                 | 3,800          |
| Perry                     | 25,900           | 11,300         | 23,000           | 10,600         | 3,000                 | 3,200          |
| Sumter                    | 36,500           | 19,700         | 34,800           | 19,700         | 800                   | 800            |
| <b>District 4</b>         | <b>442,400</b>   | <b>225,400</b> | <b>406,000</b>   | <b>218,100</b> | <b>48,100</b>         | <b>46,600</b>  |
| Baldwin                   | 28,100           | 11,700         | 27,200           | 12,100         | 5,700                 | 5,000          |
| Butler                    | 21,300           | 10,400         | 17,800           | 9,200          | 4,500                 | 4,200          |
| Choctaw                   | 16,300           | 8,000          | 13,100           | 6,900          | 1,700                 | 1,500          |
| Clarke                    | 14,500           | 7,100          | 12,200           | 6,500          | 800                   | 700            |
| Conecuh                   | 24,000           | 13,600         | 23,800           | 14,000         | 3,500                 | 3,300          |
| Escambia                  | 29,000           | 12,500         | 27,400           | 12,500         | 1,700                 | 1,500          |
| Mobile                    | 45,100           | 21,400         | 41,000           | 20,700         | 10,300                | 9,300          |
| Monroe                    | 27,100           | 13,700         | 23,700           | 12,500         | 4,900                 | 4,800          |
| Washington                | 16,000           | 7,800          | 13,500           | 7,000          | 2,400                 | 2,000          |
| Wilcox                    | 32,700           | 17,900         | 26,300           | 15,200         | 1,900                 | 1,800          |
| <b>District 5</b>         | <b>254,100</b>   | <b>124,100</b> | <b>226,000</b>   | <b>116,600</b> | <b>37,400</b>         | <b>34,100</b>  |
| Barbour                   | 35,000           | 18,600         | 34,500           | 19,300         | 11,800                | 10,800         |
| Coffee                    | 26,400           | 12,900         | 23,600           | 12,300         | 12,300                | 11,300         |
| Covington                 | 43,100           | 20,700         | 36,300           | 18,500         | 18,300                | 18,400         |
| Crenshaw                  | 21,500           | 11,100         | 21,000           | 11,400         | 6,100                 | 5,700          |
| Dale                      | 18,200           | 10,900         | 16,000           | 10,200         | 6,600                 | 6,700          |
| Geneva                    | 60,300           | 23,200         | 55,100           | 22,400         | 11,800                | 10,700         |
| Henry                     | 25,400           | 14,300         | 23,200           | 13,800         | 14,700                | 14,000         |
| Houston                   | 22,500           | 11,500         | 19,800           | 10,700         | 17,100                | 16,200         |
| Pike                      | 46,800           | 26,500         | 40,300           | 24,100         | 9,400                 | 9,400          |
| Russell                   | 10,200           | 5,700          | 10,000           | 6,000          | 2,100                 | 2,000          |
| <b>District 6</b>         | <b>309,400</b>   | <b>155,400</b> | <b>279,800</b>   | <b>148,700</b> | <b>110,200</b>        | <b>105,200</b> |
| <b>State Total</b>        | <b>1,850,000</b> | <b>917,000</b> | <b>1,670,000</b> | <b>875,000</b> | <b>360,000</b>        | <b>345,000</b> |

ALABAMA MILK COWS: INVENTORY 1986-87 REVISED, 1988 PRELIMINARY; MILK PRODUCTION 1986 REVISED, 1987 PRELIMINARY, BY COUNTY

| District and County   | 1986                          |                               |                 | 1987                          |                               |                 | 1988                          |
|-----------------------|-------------------------------|-------------------------------|-----------------|-------------------------------|-------------------------------|-----------------|-------------------------------|
|                       | Number of Milk Cows January 1 | Average Number of Cows Milked | Milk Production | Number of Milk Cows January 1 | Average Number of Cows Milked | Milk Production | Number of Milk Cows January 1 |
|                       | Thousand Lbs.                 |                               |                 | Thousand Lbs.                 |                               |                 |                               |
| Colbert               | .                             | .                             | .               | .                             | .                             | .               | .                             |
| Franklin              | 970                           | 930                           | 11,400          | 910                           | 820                           | 10,000          | 840                           |
| Lauderdale            | 580                           | 530                           | 7,000           | 470                           | 460                           | 5,700           | 570                           |
| Lawrence              | 550                           | 510                           | 7,100           | 550                           | 520                           | 6,900           | 580                           |
| Limestone             | 1,890                         | 1,710                         | 17,500          | 1,550                         | 1,370                         | 14,200          | 1,070                         |
| Madison               | 1,450                         | 1,340                         | 17,900          | 1,380                         | 1,210                         | 19,700          | 900                           |
| Marion                | .                             | .                             | .               | .                             | .                             | .               | .                             |
| Morgan                | 2,350                         | 2,180                         | 31,000          | 2,270                         | 2,220                         | 31,800          | 2,700                         |
| Winston               | 2,030                         | 1,900                         | 21,500          | 2,000                         | 1,770                         | 23,000          | 1,400                         |
| <b>District 1</b>     | <b>9,820</b>                  | <b>9,100</b>                  | <b>113,400</b>  | <b>9,130</b>                  | <b>8,370</b>                  | <b>111,300</b>  | <b>8,060</b>                  |
| Blount                | 1,630                         | 1,560                         | 15,600          | 1,800                         | 1,680                         | 18,700          | 1,800                         |
| Calhoun               | 400                           | 380                           | 4,700           | 440                           | 410                           | 5,300           | 360                           |
| Cherokee              | 840                           | 790                           | 9,900           | 830                           | 740                           | 10,100          | 570                           |
| Cleburne              | .                             | .                             | .               | .                             | .                             | .               | .                             |
| Cullman               | 1,750                         | 1,580                         | 22,700          | 1,450                         | 1,360                         | 21,100          | 1,490                         |
| DeKalb                | 1,570                         | 1,440                         | 13,000          | 1,400                         | 1,310                         | 12,200          | 1,250                         |
| Etowah                | 980                           | 900                           | 14,000          | 780                           | 730                           | 13,200          | 680                           |
| Jackson               | 160                           | 150                           | 800             | 180                           | 250                           | 1,500           | 600                           |
| Marshall              | 780                           | 730                           | 9,500           | 780                           | 720                           | 6,200           | 680                           |
| St. Clair             | 860                           | 770                           | 7,700           | 650                           | 610                           | 5,900           | 660                           |
| <b>District 2</b>     | <b>8,970</b>                  | <b>8,300</b>                  | <b>97,900</b>   | <b>8,310</b>                  | <b>7,810</b>                  | <b>94,200</b>   | <b>8,090</b>                  |
| Bibb                  | 240                           | 230                           | 1,500           | 280                           | 260                           | 3,000           | 250                           |
| Chambers              | 310                           | 310                           | 4,000           | 330                           | 290                           | 4,000           | 220                           |
| Chilton               | .                             | .                             | .               | .                             | .                             | .               | .                             |
| Clay                  | 500                           | 500                           | 6,000           | 560                           | 510                           | 7,000           | 460                           |
| Coosa                 | .                             | .                             | .               | .                             | .                             | .               | .                             |
| Fayette               | 1,060                         | 1,040                         | 10,000          | 1,120                         | 980                           | 10,100          | 890                           |
| Jefferson             | 720                           | 660                           | 8,000           | 650                           | 600                           | 8,000           | 600                           |
| Lamar                 | 790                           | 750                           | 10,200          | 680                           | 620                           | 9,500           | 670                           |
| Lee                   | .                             | .                             | .               | .                             | .                             | .               | .                             |
| Pickens               | 1,200                         | 1,040                         | 12,500          | 1,030                         | 1,000                         | 13,100          | 990                           |
| Randolph              | .                             | .                             | .               | .                             | .                             | .               | .                             |
| Shelby                | 2,190                         | 2,040                         | 21,000          | 2,100                         | 1,960                         | 19,500          | 2,090                         |
| Talladega             | 1,120                         | 1,060                         | 14,300          | 950                           | 900                           | 12,000          | 990                           |
| Tallapoosa            | .                             | .                             | .               | .                             | .                             | .               | .                             |
| Tuscaloosa            | 1,170                         | 1,040                         | 12,500          | 1,130                         | 1,120                         | 14,000          | 1,190                         |
| Walker                | .                             | .                             | .               | .                             | .                             | .               | .                             |
| <b>District 3</b>     | <b>9,300</b>                  | <b>8,670</b>                  | <b>100,000</b>  | <b>8,830</b>                  | <b>8,240</b>                  | <b>100,200</b>  | <b>8,350</b>                  |
| Autauga               | .                             | .                             | .               | .                             | .                             | .               | .                             |
| Bullock               | 590                           | 540                           | 9,000           | 480                           | 410                           | 7,000           | 340                           |
| Dallas                | 920                           | 850                           | 12,100          | 1,000                         | 990                           | 11,500          | 1,310                         |
| Elmore                | 1,080                         | 970                           | 11,400          | 1,040                         | 930                           | 11,000          | 830                           |
| Greene                | .                             | .                             | .               | .                             | .                             | .               | .                             |
| Hale                  | 3,670                         | 2,990                         | 40,900          | 2,060                         | 2,010                         | 27,700          | 2,050                         |
| Lowndes               | 340                           | 300                           | 3,000           | 290                           | .                             | .               | .                             |
| Macon                 | .                             | .                             | .               | .                             | .                             | .               | .                             |
| Marengo               | 1,360                         | 1,260                         | 13,500          | 1,600                         | 1,530                         | 15,600          | 1,450                         |
| Montgomery            | 2,060                         | 1,770                         | 23,700          | 1,570                         | 1,480                         | 22,000          | 1,600                         |
| Perry                 | 1,690                         | 1,410                         | 20,000          | 1,090                         | 950                           | 17,100          | 700                           |
| Sumter                | .                             | .                             | .               | .                             | .                             | .               | .                             |
| <b>District 4</b>     | <b>11,710</b>                 | <b>10,090</b>                 | <b>133,600</b>  | <b>9,130</b>                  | <b>8,300</b>                  | <b>111,900</b>  | <b>8,280</b>                  |
| Baldwin               | 950                           | 900                           | 10,900          | 850                           | 790                           | 11,000          | 700                           |
| Butler                | .                             | .                             | .               | .                             | .                             | .               | .                             |
| Choctaw               | .                             | .                             | .               | .                             | .                             | .               | .                             |
| Clarke                | .                             | .                             | .               | .                             | .                             | .               | .                             |
| Conecuh               | .                             | .                             | .               | .                             | .                             | .               | .                             |
| Escambia              | 70                            | 70                            | 800             | 70                            | .                             | .               | .                             |
| Mobile                | 1,400                         | 1,350                         | 17,400          | 1,310                         | 1,280                         | 15,500          | 1,400                         |
| Monroe                | .                             | .                             | .               | .                             | .                             | .               | .                             |
| Washington            | .                             | .                             | .               | .                             | .                             | .               | .                             |
| Wilcox                | .                             | .                             | .               | .                             | .                             | .               | .                             |
| <b>District 5</b>     | <b>2,420</b>                  | <b>2,320</b>                  | <b>29,100</b>   | <b>2,230</b>                  | <b>2,070</b>                  | <b>26,500</b>   | <b>2,100</b>                  |
| Barbour               | .                             | .                             | .               | .                             | .                             | .               | .                             |
| Coffee                | 360                           | 330                           | 4,000           | 290                           | 270                           | 3,600           | 330                           |
| Covington             | 360                           | 360                           | 4,200           | 310                           | 300                           | 5,100           | 370                           |
| Crenshaw              | .                             | .                             | .               | .                             | .                             | .               | .                             |
| Dale                  | .                             | .                             | .               | .                             | .                             | .               | .                             |
| Geneva                | .                             | .                             | .               | .                             | .                             | .               | .                             |
| Henry                 | .                             | .                             | .               | .                             | .                             | .               | .                             |
| Houston               | 1,020                         | 980                           | 10,000          | 1,040                         | 900                           | 11,300          | 830                           |
| Pike                  | .                             | .                             | .               | .                             | .                             | .               | .                             |
| Russell               | .                             | .                             | .               | .                             | .                             | .               | .                             |
| <b>District 6</b>     | <b>1,740</b>                  | <b>1,670</b>                  | <b>18,200</b>   | <b>1,640</b>                  | <b>1,470</b>                  | <b>20,000</b>   | <b>1,530</b>                  |
| <b>Other Counties</b> | <b>4,040</b>                  | <b>3,850</b>                  | <b>36,800</b>   | <b>3,730</b>                  | <b>3,740</b>                  | <b>37,900</b>   | <b>3,590</b>                  |
| <b>State Total</b>    | <b>48,000</b>                 | <b>44,000</b>                 | <b>529,000</b>  | <b>43,000</b>                 | <b>40,000</b>                 | <b>502,000</b>  | <b>40,000</b>                 |

\*Counties not published separately to avoid disclosing individual operations. Included in "Other Counties."

## POULTRY REVIEW

1987

*FORESTINE HERRON*

**Broiler Production Up 13 Percent:** Alabama broiler producers marketed 666.5 million birds in the 1987 marketing year, an increase of 79.0 million from the 587.6 million marketed in 1986. Alabama is the **third** largest broiler-producing state in the United States.

**Egg Production Decreased:** During 1987, Alabama's laying flocks produced 2,605 million eggs, down 118 million from the previous year. Hens and pullets of laying age on hand as of December 1, 1987, were 11.4 million, compared with 11.2 million in 1986. Alabama ranked **tenth** nationally in the production of eggs.

**Hatchery Production Up 10 Percent:** Commercial hatcheries in Alabama hatched a record 802.9 million chicks in 1987, 74.6 million more than the previous high of 728.3 million chicks hatched in 1986. Egg-type chicks hatched was 12.0 million, compared with 12.9 million in 1986. Broiler-type chicks hatched totaled 790.9 million, 75.4 million more than in 1986. Broiler-type chicks hatched accounted for over 98 percent of the total hatch in the state. Alabama hatcheries shipped 90.3 million broiler-type chicks to other states in 1987, while 31.9 million were shipped into Alabama.

**ALABAMA EGGS: PRODUCTION, DISPOSITION, CASH RECEIPTS, AND GROSS INCOME, 1978-86 REVISED, 1987 PRELIMINARY**

| Year | Eggs Produced | Home Consumption | Eggs Sold | Price per Dozen | Cash Receipts | Value of Home Consumption | Gross Income |
|------|---------------|------------------|-----------|-----------------|---------------|---------------------------|--------------|
|      |               | <b>Million</b>   |           | <b>Cents</b>    |               | <b>Thousand Dollars</b>   |              |
| 1978 | 3,329         | 14               | 3,315     | 62.8            | 173,485       | 733                       | 174,218      |
| 1979 | 3,300         | 14               | 3,286     | 65.7            | 179,909       | 767                       | 180,676      |
| 1980 | 3,354         | 14               | 3,340     | 64.7            | 180,082       | 755                       | 180,837      |
| 1981 | 3,095         | 14               | 3,081     | 73.1            | 187,684       | 853                       | 188,537      |
| 1982 | 2,879         | 14               | 2,865     | 74.5            | 177,869       | 869                       | 178,738      |
| 1983 | 2,813         | 14               | 2,799     | 77.1            | 179,836       | 900                       | 180,736      |
| 1984 | 2,783         | 11               | 2,772     | 86.9            | 200,739       | 797                       | 201,536      |
| 1985 | 2,794         | *                | *         | 68.7            | *             | *                         | 159,956      |
| 1986 | 2,723         | *                | *         | 71.2            | *             | *                         | 161,565      |
| 1987 | 2,605         | *                | *         | 71.8            | *             | *                         | 155,866      |

Marketing Year: December - November basis.

**ALABAMA LAYERS AND EGG PRODUCTION BY TYPE**

| Year | Layer 1/ |                 |          | Egg Production 2/ |                |          |
|------|----------|-----------------|----------|-------------------|----------------|----------|
|      | Total    | Table           | Hatching | Total             | Table          | Hatching |
|      |          | <b>Thousand</b> |          |                   | <b>Million</b> |          |
| 1983 | 11,810   | 8,360           | 3,450    | 2,813             | 2,033          | 780      |
| 1984 | 11,940   | 8,167           | 3,773    | 2,783             | 1,999          | 784      |
| 1985 | 11,295   | 7,460           | 3,835    | 2,794             | 1,948          | 846      |
| 1986 | 11,185   | 7,035           | 4,150    | 2,723             | 1,824          | 899      |
| 1987 | 11,410   | 6,950           | 4,460    | 2,605             | 1,622          | 983      |

1/ Inventory as of December 1. 2/ Marketing Year: December - November basis.

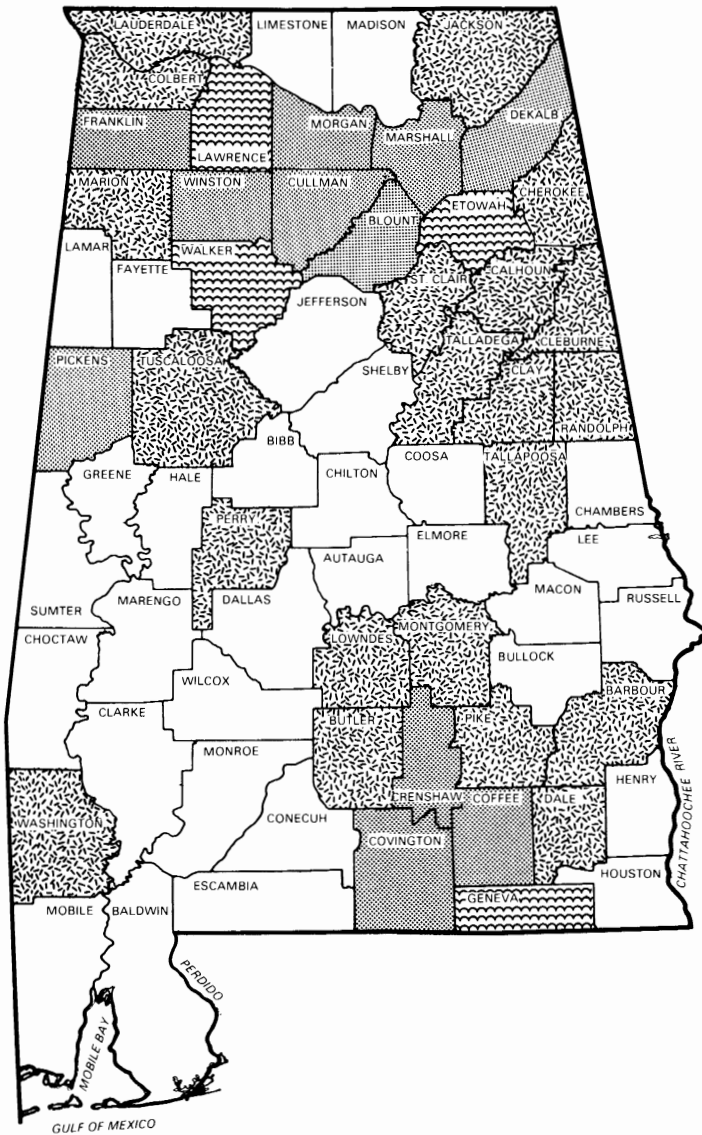
**ALABAMA CHICKENS: PRODUCTION AND DISPOSITION, 1978-86, REVISED 1/**

| Year | Raised | Lost  | Produced 2/     | Home Consumption | Sold   |
|------|--------|-------|-----------------|------------------|--------|
|      |        |       | <b>Thousand</b> |                  |        |
| 1978 | 15,300 | 2,200 | 13,100          | 600              | 12,800 |
| 1979 | 17,400 | 2,000 | 15,400          | 600              | 13,400 |
| 1980 | 15,400 | 2,100 | 13,300          | 600              | 14,000 |
| 1981 | 15,200 | 2,000 | 13,200          | 600              | 14,300 |
| 1982 | 13,950 | 1,500 | 12,450          | 600              | 13,500 |
| 1983 | 15,600 | 1,700 | 13,900          | 600              | 14,000 |
| 1984 | 17,015 | 1,700 | 15,315          | 600              | 14,500 |
| 1985 | *      | 1,600 | *               | *                | 9,000  |
| 1986 | *      | *     | *               | *                | *      |

1/ Marketing Year: December - November basis. 2/ Chickens sold plus home consumption plus or minus change in inventory. \*Discontinued.


**BROILERS PRODUCED**

**1987**



**Ten Leading Counties**

|                 |             |
|-----------------|-------------|
| Cullman .....   | 130,868,000 |
| DeKalb .....    | 69,721,000  |
| Marshall .....  | 57,544,000  |
| Pickens .....   | 43,487,000  |
| Coffee .....    | 39,158,000  |
| Blount .....    | 31,007,000  |
| Winston .....   | 29,282,000  |
| Crenshaw .....  | 22,916,000  |
| Franklin .....  | 22,216,000  |
| Covington ..... | 21,425,000  |



**ALABAMA COMMERCIAL BROILERS: PRODUCTION AND GROSS INCOME, 1978-86 REVISED, 1987 PRELIMINARY**

| Year | Number Produced | Price per Head | Average Liveweight per Broiler | Pounds Produced | Price per Pound | Gross Income     |
|------|-----------------|----------------|--------------------------------|-----------------|-----------------|------------------|
|      | Thousands       | Cents          | Pounds                         | Thousands       | Cents           | Thousand Dollars |
| 1978 | 441,699         | 92.5           | 3.7                            | 1,634,286       | 25.0            | 408,572          |
| 1979 | 493,060         | 93.1           | 3.8                            | 1,873,628       | 24.5            | 459,039          |
| 1980 | 494,709         | 98.8           | 3.8                            | 1,879,894       | 26.0            | 488,772          |
| 1981 | 519,288         | 100.7          | 3.8                            | 1,973,294       | 26.5            | 522,923          |
| 1982 | 500,232         | 97.5           | 3.9                            | 1,950,905       | 25.0            | 487,726          |
| 1983 | 515,729         | 107.2          | 3.9                            | 2,011,343       | 27.5            | 553,119          |
| 1984 | 536,580         | 128.0          | 4.0                            | 2,146,320       | 32.0            | 686,822          |
| 1985 | 561,757         | 112.0          | 4.0                            | 2,247,028       | 28.0            | 629,168          |
| 1986 | 587,563         | 132.0          | 4.0                            | 2,350,252       | 33.0            | 775,583          |
| 1987 | 666,538         | 110.7          | 4.1                            | 2,732,806       | 27.0            | 737,858          |

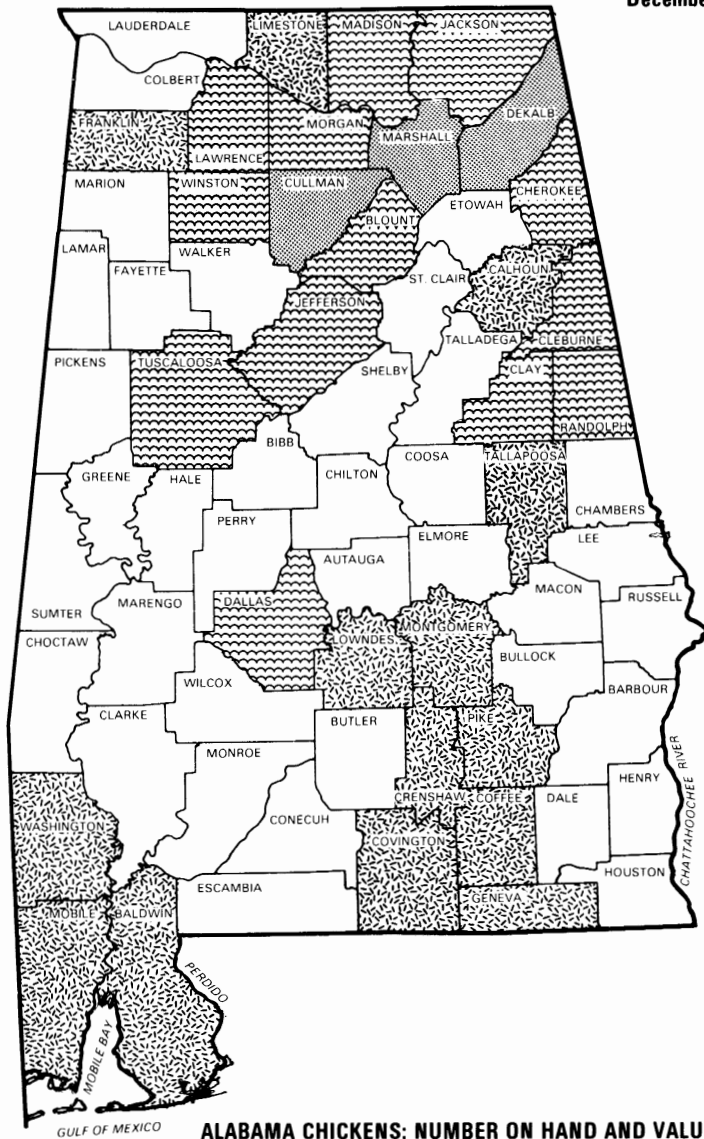
Marketing year: December - November basis.



# HENS and PULLETS


## OF LAYING AGE

December 1, 1987



### Ten Leading Counties

|                 |           |
|-----------------|-----------|
| Cullman .....   | 2,150,000 |
| Marshall .....  | 1,547,000 |
| DeKalb .....    | 1,295,000 |
| Blount .....    | 699,000   |
| Randolph .....  | 594,000   |
| Clay .....      | 489,000   |
| Lawrence .....  | 443,000   |
| Jefferson ..... | 420,000   |
| Morgan .....    | 379,000   |
| Jackson .....   | 374,000   |



ALABAMA CHICKENS: NUMBER ON HAND AND VALUE, DECEMBER 1, 1978-86 REVISED, 1987 PRELIMINARY

| Year | Hens and Pullets of Laying Age |         | Pullets Not of Laying Age | Other Chickens | All Chickens |                |                         |
|------|--------------------------------|---------|---------------------------|----------------|--------------|----------------|-------------------------|
|      | Hens                           | Pullets |                           |                | Number       | Value per Head | Total Value             |
|      |                                |         | <b>Thousand Head</b>      |                |              | <b>Dollars</b> | <b>Thousand Dollars</b> |
| 1978 | 5,150                          | 9,200   | 5,610                     | 640            | 20,600       | 1.65           | 33,990                  |
| 1979 | 5,000                          | 8,900   | 7,390                     | 710            | 22,000       | 1.85           | 40,700                  |
| 1980 | 5,200                          | 8,300   | 6,620                     | 580            | 20,700       | 2.20           | 45,540                  |
| 1981 | 5,500                          | 7,650   | 5,200                     | 650            | 19,000       | 1.95           | 37,050                  |
| 1982 | 5,250                          | 6,850   | 4,550                     | 700            | 17,350       | 1.75           | 30,363                  |
| 1983 | 5,220                          | 6,590   | 4,170                     | 670            | 16,650       | 1.75           | 29,138                  |
| 1984 | 3,300                          | 8,640   | 4,320                     | 605            | 16,865       | 2.10           | 35,417                  |
| 1985 | 4,700                          | 6,595   | 4,940                     | 640            | 16,875       | 1.90           | 32,063                  |
| 1986 | 4,750                          | 6,435   | 4,390                     | 940            | 16,515       | 2.15           | 35,507                  |
| 1987 | 4,955                          | 6,455   | 4,040                     | 855            | 16,305       | 2.30           | 37,502                  |

Marketing year: December - November basis.

ALABAMA POULTRY: INVENTORY AND PRODUCTION, 1986 REVISED, 1987 PRELIMINARY, BY COUNTY

| District and County | 1986 /1              |               |                                   |                          | 1987 /2              |               |                                   |                          |
|---------------------|----------------------|---------------|-----------------------------------|--------------------------|----------------------|---------------|-----------------------------------|--------------------------|
|                     | Broilers Produced 3/ | All Chickens  | Hens and Pullets of Laying Age 4/ | Annual Egg Production 4/ | Broilers Produced 3/ | All Chickens  | Hens and Pullets of Laying Age 4/ | Annual Egg Production 4/ |
|                     | Thousand             |               |                                   | Million                  | Thousand             |               |                                   | Million                  |
| Colbert             | 7,671                | 7             | 3                                 | 0.8                      | 7,604                | 3             | 1                                 | 0.2                      |
| Franklin            | 22,657               | 113           | 56                                | 12.6                     | 22,216               | 126           | 52                                | 11.6                     |
| Lauderdale          | 3,890                | 11            | 6                                 | 1.6                      | 3,860                | 4             | 2                                 | 0.4                      |
| Lawrence            | 17,953               | 974           | 717                               | 181.5                    | 19,141               | 592           | 443                               | 102.6                    |
| Limestone           | 0                    | 110           | 50                                | 11.0                     | 0                    | 127           | 75                                | 16.6                     |
| Madison             | 485                  | 378           | 371                               | 96.2                     | 481                  | 389           | 340                               | 79.2                     |
| Marion              | 6,756                | 19            | 13                                | 3.1                      | 6,577                | 15            | 11                                | 2.4                      |
| Morgan              | 17,315               | 446           | 252                               | 62.1                     | 20,283               | 522           | 379                               | 87.3                     |
| Winston             | 27,217               | 584           | 301                               | 66.0                     | 29,282               | 598           | 337                               | 74.3                     |
| <b>District 1</b>   | <b>103,944</b>       | <b>2,642</b>  | <b>1,769</b>                      | <b>434.9</b>             | <b>109,444</b>       | <b>2,376</b>  | <b>1,640</b>                      | <b>374.6</b>             |
| Blount              | 23,603               | 941           | 693                               | 175.0                    | 31,007               | 1,032         | 699                               | 170.0                    |
| Calhoun             | 7,992                | 242           | 149                               | 34.2                     | 8,062                | 196           | 99                                | 21.8                     |
| Cherokee            | 913                  | 477           | 234                               | 60.7                     | 1,106                | 456           | 331                               | 73.3                     |
| Cleburne            | 6,122                | 270           | 133                               | 28.9                     | 7,844                | 302           | 151                               | 33.3                     |
| Cullman             | 127,666              | 3,035         | 1,983                             | 461.0                    | 130,868              | 3,201         | 2,150                             | 480.5                    |
| DeKalb              | 40,776               | 1,830         | 1,301                             | 316.2                    | 69,721               | 1,648         | 1,295                             | 296.1                    |
| Etowah              | 17,479               | 27            | 22                                | 4.8                      | 16,259               | 16            | 12                                | 2.7                      |
| Jackson             | 11,390               | 306           | 265                               | 62.2                     | 8,621                | 410           | 374                               | 80.1                     |
| Marshall            | 64,687               | 2,118         | 1,452                             | 363.7                    | 57,544               | 2,196         | 1,547                             | 361.4                    |
| St. Clair           | 5,138                | 23            | 20                                | 5.1                      | 7,180                | 24            | 23                                | 5.4                      |
| <b>District 2</b>   | <b>305,766</b>       | <b>9,269</b>  | <b>6,252</b>                      | <b>1,511.8</b>           | <b>338,212</b>       | <b>9,481</b>  | <b>6,681</b>                      | <b>1,524.6</b>           |
| Bibb                | 0                    | 4             | 1                                 | 0.3                      | 0                    | 2             | 1                                 | 0.3                      |
| Chambers            | 0                    | 9             | 4                                 | 1.0                      | 0                    | 3             | 1                                 | 0.2                      |
| Chilton             | 0                    | 11            | 6                                 | 1.6                      | 0                    | 4             | 1                                 | 0.4                      |
| Clay                | 5,164                | 434           | 397                               | 102.3                    | 8,496                | 495           | 489                               | 114.0                    |
| Coosa               | 0                    | 22            | 12                                | 3.1                      | 0                    | 9             | 3                                 | 0.7                      |
| Fayette             | 0                    | 9             | 4                                 | 1.0                      | 0                    | 3             | 1                                 | 0.2                      |
| Jefferson           | 0                    | 389           | 376                               | 97.5                     | 410                  | 421           | 420                               | 98.2                     |
| Lamar               | 611                  | 9             | 4                                 | 1.0                      | 781                  | 3             | 1                                 | 0.2                      |
| Lee                 | 0                    | 15            | 7                                 | 1.8                      | 0                    | 9             | 6                                 | 1.4                      |
| Pickens             | 26,903               | 347           | 190                               | 41.7                     | 43,487               | 268           | 28                                | 6.2                      |
| Randolph            | 4,438                | 811           | 621                               | 156.3                    | 7,734                | 712           | 594                               | 137.0                    |
| Shelby              | 0                    | 30            | 23                                | 5.3                      | 0                    | 22            | 17                                | 3.7                      |
| Talladega           | 2,549                | 82            | 1                                 | 0.3                      | 5,116                | 63            | 1                                 | 0.3                      |
| Tallapoosa          | 397                  | 135           | 131                               | 33.8                     | 1,014                | 75            | 74                                | 17.3                     |
| Tuscaloosa          | 2,974                | 40            | 31                                | 7.0                      | 5,208                | 231           | 220                               | 48.1                     |
| Walker              | 11,848               | 84            | 20                                | 4.5                      | 13,077               | 100           | 33                                | 7.2                      |
| <b>District 3</b>   | <b>54,884</b>        | <b>2,431</b>  | <b>1,828</b>                      | <b>458.5</b>             | <b>85,323</b>        | <b>2,420</b>  | <b>1,890</b>                      | <b>435.4</b>             |
| Autauga             | 294                  | 9             | 4                                 | 1.0                      | 275                  | 3             | 1                                 | 0.2                      |
| Bullock             | 135                  | 21            | 16                                | 3.6                      | 744                  | 20            | 14                                | 3.3                      |
| Dallas              | 0                    | 198           | 153                               | 39.7                     | 0                    | 212           | 178                               | 41.4                     |
| Elmore              | 1,123                | 9             | 4                                 | 1.0                      | 904                  | 3             | 1                                 | 0.2                      |
| Greene              | 0                    | 9             | 4                                 | 1.0                      | 0                    | 3             | 1                                 | 0.2                      |
| Hale                | 504                  | 7             | 3                                 | 0.8                      | 521                  | 3             | 1                                 | 0.2                      |
| Lowndes             | 4,494                | 125           | 112                               | 24.7                     | 5,272                | 133           | 86                                | 19.1                     |
| Macon               | 0                    | 39            | 28                                | 7.2                      | 0                    | 3             | 1                                 | 0.2                      |
| Marengo             | 0                    | 11            | 6                                 | 1.6                      | 0                    | 4             | 1                                 | 0.4                      |
| Montgomery          | 556                  | 156           | 37                                | 9.7                      | 1,756                | 167           | 103                               | 23.3                     |
| Perry               | 1,332                | 7             | 3                                 | 0.8                      | 2,083                | 3             | 1                                 | 0.2                      |
| Sumter              | 0                    | 24            | 19                                | 4.9                      | 0                    | 18            | 15                                | 3.6                      |
| <b>District 4</b>   | <b>8,438</b>         | <b>615</b>    | <b>389</b>                        | <b>96.0</b>              | <b>11,555</b>        | <b>572</b>    | <b>403</b>                        | <b>92.3</b>              |
| Baldwin             | 0                    | 102           | 97                                | 25.1                     | 0                    | 98            | 96                                | 22.4                     |
| Butler              | 6,248                | 29            | 10                                | 2.6                      | 6,361                | 9             | 3                                 | 0.7                      |
| Choctaw             | 734                  | 9             | 4                                 | 1.0                      | 715                  | 3             | 1                                 | 0.2                      |
| Clarke              | 0                    | 11            | 6                                 | 1.6                      | 0                    | 4             | 1                                 | 0.4                      |
| Conecuh             | 0                    | 11            | 6                                 | 1.6                      | 0                    | 4             | 1                                 | 0.4                      |
| Escambia            | 0                    | 9             | 4                                 | 1.0                      | 0                    | 3             | 1                                 | 0.2                      |
| Mobile              | 0                    | 97            | 90                                | 23.3                     | 0                    | 109           | 81                                | 18.9                     |
| Monroe              | 0                    | 9             | 4                                 | 1.0                      | 0                    | 3             | 1                                 | 0.2                      |
| Washington          | 1,836                | 92            | 57                                | 12.5                     | 1,787                | 103           | 59                                | 13.0                     |
| Wilcox              | 0                    | 11            | 6                                 | 1.6                      | 0                    | 4             | 1                                 | 0.4                      |
| <b>District 5</b>   | <b>8,818</b>         | <b>380</b>    | <b>284</b>                        | <b>71.3</b>              | <b>8,863</b>         | <b>340</b>    | <b>245</b>                        | <b>56.8</b>              |
| Barbour             | 1,098                | 9             | 3                                 | 0.8                      | 1,211                | 3             | 1                                 | 0.2                      |
| Coffee              | 35,230               | 260           | 131                               | 28.4                     | 39,158               | 312           | 108                               | 23.8                     |
| Covington           | 25,856               | 165           | 105                               | 23.0                     | 21,425               | 161           | 103                               | 22.8                     |
| Crenshaw            | 21,120               | 327           | 203                               | 48.3                     | 22,916               | 255           | 135                               | 29.8                     |
| Dale                | 5,285                | 19            | 1                                 | 0.3                      | 8,351                | 17            | 1                                 | 0.3                      |
| Geneva              | 8,979                | 240           | 101                               | 22.0                     | 10,353               | 242           | 128                               | 27.3                     |
| Henry               | 0                    | 2             | 1                                 | 0.3                      | 0                    | 1             | 1                                 | 0.3                      |
| Houston             | 0                    | 32            | 32                                | 8.2                      | 0                    | 16            | 15                                | 3.7                      |
| Pike                | 8,145                | 120           | 85                                | 18.9                     | 9,727                | 107           | 58                                | 12.8                     |
| Russell             | 0                    | 4             | 1                                 | 0.3                      | 0                    | 2             | 1                                 | 0.3                      |
| <b>District 6</b>   | <b>105,713</b>       | <b>1,178</b>  | <b>663</b>                        | <b>150.5</b>             | <b>113,141</b>       | <b>1,116</b>  | <b>551</b>                        | <b>121.3</b>             |
| <b>State Total</b>  | <b>587,563</b>       | <b>16,515</b> | <b>11,185</b>                     | <b>2,723.0</b>           | <b>666,538</b>       | <b>16,305</b> | <b>11,410</b>                     | <b>2,605.0</b>           |

1/ Revised. 2/ Preliminary. 3/ Marketing year: December-November basis. 4/ Hens and pullets of laying age and annual egg production consist of commercial table egg layers, broiler breeders, egg breeders, and farm flocks of 400 birds or less.

## PRICES REVIEW

1987

*CLAYTON J. MCDUFFIE*

**Prices Received by Farmers:** Prices received by farmers represent averages received by farmers at the point of first sale for all grades and qualities of the commodity sold. The All Commodity Index of Prices Received by Alabama farmers averaged 533 percent of the 1910-14 = 100 base in 1987, compared with 534 percent in 1986. This was only a slight decline from 1986, but a four percent increase from 1985. An increase in prices during 1987 for crops, cattle, and hogs was offset by a decline in broiler and egg prices.

The Livestock and Products Index, one of the components of the All Commodity Index, was 526 percent of the base in 1987, down three percent from the 1986 average. Beef cattle prices averaged \$53.30 per hundred weight (cwt.), a significant increase from the 1986 price of \$43.00. The average price for calves also showed a large increase from the previous year. The average price for calves was \$74.40 per cwt. in 1987, \$56.90 per cwt. in 1986. Steers and heifers averaged \$62.80 per cwt. compared with \$50.50 per cwt. in 1986. Hogs averaged \$49.80 per cwt., \$1.80 above 1986. Broilers, at \$.27 per pound, were \$.06 lower than in 1986. Egg prices were also lower at \$.480 per dozen, compared with \$.558 in 1986. Milk sold wholesale by farmers averaged \$14.70 per cwt., \$.30 above the 1986 price.

The other component of the All Commodity Index, the Crop Index was 546 percent of the base in 1987, six percent above the 1986 average. Soybeans averaged \$5.70 per bushel, up \$.79 from the 1986 price of \$4.91. The corn price averaged \$2.15 per bushel, \$.25 per bushel more than a year ago. Wheat averaged \$2.50 per bushel, down from the 1986 average price of \$2.60. Potatoes, at \$10.30 per cwt., compares with \$7.25 a year ago. Peanuts averaged \$.290 per pound in 1987, compared with \$.265 in 1986. The cotton price of \$.651 per pound was \$.130 above the 1986 price.

**Prices Paid by Farmers:** USDA's prices paid program had significant changes during 1986. Monthly surveys are now quarterly, semiannual, or annual surveys. Prices paid and indexes are now computed and published in January, April, July and October. State level estimates were also discontinued in 1986.

The Index of Prices Paid by Farmers measures changes in the prices paid for goods and services used in the production of crops and livestock and family living. The U.S. 1987 average Index of Prices Paid for production items, interest, taxes, and wage rates was 152 (1977 = 100), up 2 points (1.3 percent) from 1986. The Index of Prices Paid for commodities and services, interest, taxes, and wage rates was 162 (1977 = 100), compared with 159 in 1986.

**ALABAMA INDEX OF PRICES RECEIVED BY FARMERS, 1979-87**  
**1910-14 = 100 BASE**  
**ALL COMMODITIES**

| Month     | 1979 | 1980 | 1981 | 1982 | 1983 | 1984 | 1985 | 1986 | 1987 |
|-----------|------|------|------|------|------|------|------|------|------|
| January   | 567  | 553  | 592  | 508  | 512  | 628  | 523  | 516  | 521  |
| February  | 594  | 564  | 588  | 532  | 522  | 622  | 532  | 505  | 527  |
| March     | 605  | 533  | 568  | 527  | 524  | 619  | 535  | 507  | 521  |
| April     | 604  | 502  | 568  | 532  | 524  | 614  | 512  | 496  | 519  |
| May       | 586  | 509  | 560  | 536  | 535  | 601  | 514  | 520  | 558  |
| June      | 562  | 525  | 568  | 533  | 528  | 574  | 520  | 532  | 546  |
| July      | 542  | 582  | 563  | 527  | 535  | 570  | 507  | 573  | 543  |
| August    | 532  | 592  | 552  | 519  | 562  | 548  | 508  | 591  | 569  |
| September | 537  | 614  | 533  | 510  | 549  | 540  | 497  | 550  | 548  |
| October   | 502  | 602  | 519  | 496  | 544  | 516  | 492  | 548  | 517  |
| November  | 531  | 599  | 518  | 499  | 575  | 533  | 509  | 543  | 525  |
| December  | 545  | 603  | 489  | 490  | 585  | 509  | 492  | 521  | 506  |
| Annual    | 559  | 565  | 552  | 517  | 541  | 573  | 511  | 534  | 533  |

**ALABAMA INDEX OF PRICES RECEIVED BY FARMERS, 1979-87**  
**1910-14 = 100 BASE**  
**CROPS**

| Month     | 1979 | 1980 | 1981 | 1982 | 1983 | 1984 | 1985 | 1986 | 1987 |
|-----------|------|------|------|------|------|------|------|------|------|
| January   | 579  | 553  | 675  | 558  | 533  | 629  | 538  | 508  | 504  |
| February  | 586  | 589  | 662  | 566  | 527  | 632  | 536  | 500  | 499  |
| March     | 582  | 570  | 640  | 553  | 554  | 650  | 536  | 514  | 507  |
| April     | 602  | 557  | 656  | 567  | 559  | 656  | 549  | 519  | 507  |
| May       | 585  | 584  | 653  | 568  | 546  | 677  | 532  | 531  | 581  |
| June      | 590  | 604  | 642  | 571  | 545  | 650  | 542  | 562  | 589  |
| July      | 581  | 637  | 627  | 550  | 570  | 622  | 537  | 501  | 570  |
| August    | 552  | 630  | 606  | 540  | 606  | 601  | 509  | 523  | 559  |
| September | 558  | 679  | 574  | 520  | 608  | 585  | 503  | 503  | 560  |
| October   | 542  | 663  | 569  | 514  | 605  | 569  | 487  | 481  | 550  |
| November  | 546  | 680  | 551  | 522  | 616  | 544  | 482  | 494  | 560  |
| December  | 554  | 681  | 538  | 501  | 599  | 528  | 483  | 515  | 569  |
| Annual    | 571  | 619  | 616  | 544  | 572  | 612  | 520  | 513  | 546  |

**ALABAMA INDEX OF PRICES RECEIVED BY FARMERS, 1979-87**  
**1910-14 = 100 BASE**  
**LIVESTOCK**

| Month     | 1979 | 1980 | 1981 | 1982 | 1983 | 1984 | 1985 | 1986 | 1987 |
|-----------|------|------|------|------|------|------|------|------|------|
| January   | 560  | 552  | 552  | 484  | 500  | 626  | 515  | 519  | 528  |
| February  | 597  | 551  | 552  | 516  | 518  | 617  | 528  | 506  | 538  |
| March     | 614  | 515  | 533  | 514  | 510  | 604  | 518  | 503  | 526  |
| April     | 603  | 475  | 525  | 515  | 507  | 594  | 494  | 484  | 523  |
| May       | 585  | 474  | 516  | 520  | 528  | 565  | 505  | 514  | 546  |
| June      | 549  | 488  | 532  | 514  | 518  | 538  | 508  | 538  | 525  |
| July      | 522  | 555  | 533  | 516  | 518  | 544  | 493  | 604  | 529  |
| August    | 522  | 574  | 526  | 509  | 540  | 522  | 507  | 621  | 572  |
| September | 526  | 582  | 513  | 505  | 520  | 518  | 494  | 571  | 542  |
| October   | 482  | 572  | 495  | 487  | 515  | 490  | 493  | 578  | 500  |
| November  | 523  | 559  | 501  | 487  | 554  | 526  | 521  | 565  | 508  |
| December  | 539  | 565  | 465  | 484  | 578  | 499  | 494  | 523  | 475  |
| Annual    | 552  | 539  | 520  | 502  | 526  | 554  | 506  | 544  | 526  |

**ALABAMA PRICES RECEIVED BY FARMERS FOR SPECIFIED COMMODITIES**  
**SEASON AVERAGES, 1979-86 REVISED, 1987 PRELIMINARY**

| Commodity                       | Unit       | 1979   | 1980   | 1981  | 1982  | 1983   | 1984  | 1985  | 1986  | 1987  |
|---------------------------------|------------|--------|--------|-------|-------|--------|-------|-------|-------|-------|
| Corn                            | Dols./bu.  | 2.95   | 3.60   | 2.70  | 2.70  | 3.55   | 2.85  | 2.40  | 1.90  | 2.15  |
| Cottonseed                      | Dols./ton  | 112.00 | 118.00 | 83.00 | 67.00 | 161.00 | 94.50 | 56.00 | 62.00 | 78.50 |
| Hay, all, baled                 | Dols./ton  | 55.00  | 56.00  | 60.50 | 59.00 | 63.50  | 63.50 | 63.00 | 65.50 | 63.50 |
| Oats                            | Dols./bu.  | 1.65   | 1.70   | 2.10  | 1.95  | 1.45   | 1.65  | 1.55  | 1.15  | 1.40  |
| Peaches                         | Cents/lb.  | 18.5   | 22.5   | 18.1  | 23.8  | 19.6   | 14.4  | 30.5  | 27.2  | 23.6  |
| Peanuts                         | Cents/lb.  | 20.5   | 23.8   | 25.4  | 24.7  | 24.3   | 28.5  | 22.7  | 26.5  | 29.0  |
| Potatoes                        | Dols./cwt. | 4.55   | 7.60   | 11.00 | 8.80  | 7.15   | 7.45  | 5.45  | 7.25  | 10.30 |
| Sorghum grain                   | Dols./cwt. | 4.65   | 5.35   | 4.50  | 4.20  | 5.65   | 4.35  | 3.40  | 2.55  | 2.55  |
| Wheat                           | Dols./bu.  | 3.95   | 3.85   | 3.30  | 3.00  | 3.25   | 3.25  | 3.05  | 2.60  | 2.50  |
| Chickens, excluding broilers 1/ | Cents/lb.  | 13.7   | 10.4   | 10.5  | 9.5   | 13.0   | 16.7  | 14.8  | 12.6  | 10.9  |

1/ Marketing year: December-November basis.

**ALABAMA INDEX OF PRICES RECEIVED BY FARMERS, 1979-87**  
**1977 = 100 BASE**  
**ALL COMMODITIES**

| Month     | 1979 | 1980 | 1981 | 1982 | 1983 | 1984 | 1985 | 1986 | 1987 |
|-----------|------|------|------|------|------|------|------|------|------|
| January   | 127  | 124  | 133  | 114  | 115  | 141  | 117  | 115  | 117  |
| February  | 133  | 126  | 132  | 119  | 117  | 139  | 119  | 113  | 118  |
| March     | 136  | 119  | 127  | 118  | 117  | 139  | 118  | 114  | 117  |
| April     | 135  | 112  | 127  | 119  | 117  | 138  | 115  | 111  | 116  |
| May       | 131  | 114  | 125  | 120  | 120  | 135  | 115  | 117  | 125  |
| June      | 126  | 118  | 127  | 119  | 118  | 129  | 117  | 119  | 122  |
| July      | 121  | 130  | 126  | 118  | 120  | 128  | 114  | 128  | 122  |
| August    | 119  | 133  | 124  | 116  | 126  | 123  | 114  | 132  | 127  |
| September | 120  | 138  | 119  | 114  | 123  | 121  | 111  | 123  | 123  |
| October   | 112  | 135  | 116  | 111  | 122  | 116  | 110  | 123  | 116  |
| November  | 119  | 134  | 116  | 112  | 129  | 119  | 114  | 122  | 118  |
| December  | 122  | 135  | 110  | 110  | 131  | 114  | 110  | 117  | 113  |
| Annual    | 125  | 127  | 124  | 116  | 121  | 129  | 115  | 120  | 111  |

**ALABAMA INDEX OF PRICES RECEIVED BY FARMERS, 1979-87**  
**1977 = 100 BASE**  
**CROPS**

| Month     | 1979 | 1980 | 1981 | 1982 | 1983 | 1984 | 1985 | 1986 | 1987 |
|-----------|------|------|------|------|------|------|------|------|------|
| January   | 106  | 101  | 124  | 102  | 98   | 115  | 98   | 93   | 92   |
| February  | 107  | 108  | 121  | 104  | 96   | 116  | 98   | 92   | 91   |
| March     | 107  | 104  | 117  | 101  | 101  | 119  | 98   | 94   | 93   |
| April     | 110  | 102  | 120  | 104  | 102  | 120  | 101  | 95   | 93   |
| May       | 107  | 107  | 120  | 104  | 100  | 124  | 97   | 97   | 106  |
| June      | 108  | 111  | 118  | 105  | 100  | 119  | 99   | 103  | 108  |
| July      | 106  | 117  | 115  | 101  | 104  | 114  | 98   | 92   | 104  |
| August    | 101  | 115  | 111  | 99   | 111  | 110  | 93   | 96   | 102  |
| September | 102  | 124  | 105  | 95   | 111  | 107  | 92   | 92   | 102  |
| October   | 99   | 121  | 104  | 94   | 111  | 104  | 89   | 88   | 101  |
| November  | 100  | 124  | 101  | 96   | 113  | 100  | 88   | 90   | 103  |
| December  | 101  | 125  | 98   | 92   | 110  | 97   | 88   | 94   | 104  |
| Annual    | 105  | 113  | 113  | 100  | 105  | 112  | 95   | 94   | 100  |

**ALABAMA INDEX OF PRICES RECEIVED BY FARMERS, 1979-87**  
**1977 = 100 BASE**  
**LIVESTOCK**

| Month     | 1979 | 1980 | 1981 | 1982 | 1983 | 1984 | 1985 | 1986 | 1987 |
|-----------|------|------|------|------|------|------|------|------|------|
| January   | 140  | 138  | 138  | 121  | 125  | 157  | 129  | 130  | 132  |
| February  | 150  | 138  | 138  | 129  | 130  | 155  | 132  | 127  | 135  |
| March     | 154  | 129  | 134  | 129  | 128  | 151  | 130  | 126  | 132  |
| April     | 151  | 119  | 132  | 129  | 127  | 149  | 124  | 121  | 131  |
| May       | 147  | 119  | 129  | 130  | 132  | 142  | 127  | 129  | 137  |
| June      | 138  | 122  | 133  | 129  | 130  | 135  | 127  | 135  | 132  |
| July      | 131  | 139  | 134  | 129  | 130  | 136  | 124  | 151  | 133  |
| August    | 131  | 144  | 132  | 128  | 135  | 131  | 127  | 156  | 144  |
| September | 132  | 146  | 129  | 127  | 130  | 130  | 124  | 143  | 136  |
| October   | 121  | 143  | 124  | 122  | 129  | 123  | 124  | 145  | 125  |
| November  | 131  | 140  | 126  | 122  | 139  | 132  | 131  | 142  | 127  |
| December  | 135  | 142  | 117  | 121  | 145  | 125  | 124  | 131  | 119  |
| Annual    | 138  | 135  | 131  | 126  | 132  | 139  | 127  | 136  | 122  |

**ALABAMA PRICES RECEIVED BY FARMERS FOR SPECIFIED COMMODITIES  
MONTHLY AND SEASON AVERAGES, 1979-88**

| Year  | Jan.  | Feb.  | Mar.  | Apr.  | May   | June  | July  | Aug.  | Sep.  | Oct.  | Nov.  | Dec.  | Marketing or Season Average |
|---|-------|-------|-------|-------|-------|-------|-------|-------|-------|-------|-------|-------|-----------------------------|
| <b>Beef Cattle (dollars per cwt.)</b>         |       |       |       |       |       |       |       |       |       |       |       |       |                             |
| 1979  | 57.50 | 62.30 | 69.70 | 71.30 | 67.10 | 61.80 | 60.40 | 62.00 | 64.50 | 58.50 | 60.20 | 59.60 | 62.90                       |
| 1980  | 59.70 | 65.80 | 60.00 | 55.20 | 53.50 | 53.50 | 53.90 | 55.70 | 54.50 | 53.50 | 51.10 | 50.60 | 55.30                       |
| 1981  | 50.40 | 49.60 | 50.30 | 52.90 | 49.70 | 49.80 | 45.20 | 45.80 | 44.70 | 42.10 | 42.80 | 40.90 | 47.80                       |
| 1982  | 43.60 | 45.50 | 46.40 | 51.20 | 51.10 | 45.90 | 46.30 | 48.20 | 44.40 | 41.60 | 42.10 | 42.10 | 46.30                       |
| 1983  | 45.40 | 46.80 | 51.10 | 53.00 | 54.60 | 48.30 | 44.20 | 42.90 | 41.00 | 39.50 | 39.90 | 43.00 | 47.00                       |
| 1984  | 44.10 | 48.50 | 52.20 | 49.40 | 49.30 | 44.60 | 44.40 | 43.60 | 42.60 | 41.10 | 41.60 | 42.30 | 45.70                       |
| 1985  | 48.70 | 51.60 | 49.10 | 50.00 | 48.40 | 45.70 | 42.50 | 43.90 | 41.00 | 40.60 | 42.40 | 41.80 | 46.20                       |
| 1986  | 44.10 | 46.30 | 44.90 | 42.70 | 41.00 | 41.40 | 41.40 | 43.70 | 43.70 | 43.00 | 41.90 | 42.80 | 43.00                       |
| 1987  | 47.50 | 52.10 | 52.70 | 53.80 | 55.20 | 52.00 | 54.20 | 55.70 | 55.50 | 53.00 | 54.00 | 52.30 | 53.30                       |
| 1988  | 59.10 | 63.30 | 62.50 | 62.50 | 62.20 | 54.90 | 57.20 |       |       |       |       |       |                             |
| <b>Cows (dollars per cwt.)</b>                |       |       |       |       |       |       |       |       |       |       |       |       |                             |
| 1979  | 48.40 | 53.00 | 56.20 | 56.60 | 56.50 | 49.40 | 46.40 | 50.10 | 50.70 | 48.40 | 47.40 | 49.50 | 51.10                       |
| 1980  | 49.60 | 53.00 | 49.50 | 46.30 | 43.60 | 43.60 | 43.20 | 45.60 | 43.80 | 42.90 | 42.00 | 42.00 | 45.20                       |
| 1981  | 42.00 | 43.60 | 42.70 | 42.70 | 40.70 | 41.90 | 40.70 | 40.70 | 37.60 | 36.30 | 35.80 | 36.40 | 40.10                       |
| 1982  | 36.70 | 38.40 | 38.80 | 39.70 | 40.20 | 39.50 | 39.00 | 38.00 | 36.00 | 35.00 | 35.70 | 36.00 | 37.80                       |
| 1983  | 37.50 | 40.70 | 41.30 | 41.80 | 42.30 | 40.10 | 38.90 | 35.50 | 34.60 | 33.00 | 33.40 | 33.90 | 37.80                       |
| 1984  | 34.30 | 38.90 | 40.90 | 40.70 | 38.60 | 37.60 | 36.00 | 36.60 | 33.40 | 33.60 | 33.40 | 32.80 | 36.50                       |
| 1985  | 36.90 | 38.90 | 39.60 | 38.30 | 38.60 | 36.00 | 34.80 | 34.80 | 32.90 | 31.90 | 31.90 | 32.50 | 35.60                       |
| 1986  | 33.30 | 36.10 | 35.10 | 32.90 | 33.70 | 34.50 | 33.10 | 33.60 | 34.90 | 33.70 | 33.30 | 34.60 | 34.00                       |
| 1987  | 37.90 | 39.90 | 41.30 | 41.70 | 42.70 | 43.10 | 43.50 | 42.50 | 43.60 | 42.90 | 43.20 | 43.60 | 42.20                       |
| 1988  | 46.30 | 48.00 | 47.90 | 48.80 | 47.20 | 42.20 | 46.10 |       |       |       |       |       |                             |
| <b>Steers and Heifers (dollars per cwt.)</b>  |       |       |       |       |       |       |       |       |       |       |       |       |                             |
| 1979  | 62.90 | 67.90 | 77.30 | 80.00 | 73.40 | 69.00 | 68.50 | 68.80 | 72.50 | 64.40 | 67.70 | 65.30 | 69.80                       |
| 1980  | 66.40 | 74.40 | 67.00 | 61.90 | 60.90 | 61.00 | 62.70 | 64.00 | 63.20 | 64.00 | 60.20 | 59.10 | 63.50                       |
| 1981  | 59.40 | 57.70 | 58.30 | 59.20 | 55.60 | 57.60 | 53.10 | 54.10 | 54.50 | 53.00 | 52.80 | 50.60 | 56.30                       |
| 1982  | 53.40 | 54.10 | 55.00 | 58.90 | 58.60 | 56.30 | 56.70 | 57.90 | 53.60 | 52.50 | 52.20 | 51.90 | 55.90                       |
| 1983  | 55.00 | 56.40 | 60.30 | 60.30 | 59.30 | 57.30 | 52.10 | 50.70 | 49.30 | 48.30 | 50.10 | 54.90 | 55.80                       |
| 1984  | 55.20 | 58.30 | 59.20 | 56.20 | 54.00 | 51.60 | 52.70 | 51.50 | 52.40 | 50.90 | 51.90 | 52.40 | 54.10                       |
| 1985  | 57.20 | 57.90 | 56.10 | 55.90 | 54.40 | 52.50 | 49.60 | 51.10 | 49.20 | 51.00 | 52.50 | 53.40 | 54.10                       |
| 1986  | 52.50 | 52.30 | 51.00 | 47.10 | 46.20 | 47.00 | 50.70 | 53.30 | 52.70 | 51.70 | 52.40 | 52.10 | 50.50                       |
| 1987  | 55.20 | 58.70 | 60.00 | 62.40 | 63.60 | 63.60 | 64.70 | 67.10 | 68.50 | 65.00 | 65.30 | 64.60 | 62.80                       |
| 1988  | 67.80 | 72.00 | 71.70 | 71.80 | 70.90 | 66.80 | 67.40 |       |       |       |       |       |                             |
| <b>Calves (dollars per cwt.)</b>              |       |       |       |       |       |       |       |       |       |       |       |       |                             |
| 1979  | 75.30 | 83.40 | 91.60 | 96.50 | 84.00 | 84.30 | 84.40 | 83.00 | 87.40 | 75.10 | 76.40 | 75.20 | 81.30                       |
| 1980  | 80.80 | 87.40 | 78.60 | 71.80 | 66.70 | 68.00 | 67.50 | 70.80 | 66.20 | 65.20 | 63.60 | 64.20 | 69.10                       |
| 1981  | 63.10 | 67.00 | 65.40 | 63.60 | 57.80 | 57.80 | 53.50 | 56.00 | 55.70 | 53.80 | 54.40 | 53.10 | 58.30                       |
| 1982  | 53.00 | 54.80 | 57.60 | 57.00 | 57.00 | 55.20 | 55.50 | 57.20 | 53.70 | 52.80 | 52.20 | 54.20 | 55.00                       |
| 1983  | 58.40 | 62.50 | 63.60 | 60.70 | 59.40 | 58.00 | 54.50 | 52.10 | 52.20 | 51.70 | 55.70 | 57.30 | 57.00                       |
| 1984  | 54.70 | 59.00 | 58.30 | 57.40 | 54.50 | 52.00 | 53.40 | 55.50 | 52.10 | 52.80 | 53.40 | 52.20 | 54.60                       |
| 1985  | 59.90 | 60.10 | 61.10 | 59.50 | 59.20 | 56.80 | 54.70 | 56.30 | 53.90 | 55.40 | 57.40 | 56.10 | 57.50                       |
| 1986  | 55.30 | 58.50 | 57.50 | 54.20 | 49.70 | 52.80 | 56.00 | 57.70 | 60.30 | 58.60 | 56.70 | 57.30 | 56.90                       |
| 1987  | 60.90 | 66.50 | 69.50 | 71.80 | 74.10 | 76.00 | 78.00 | 79.40 | 80.90 | 74.90 | 77.40 | 79.00 | 74.40                       |
| 1988  | 84.40 | 89.00 | 90.80 | 90.00 | 87.60 | 77.10 | 85.60 |       |       |       |       |       |                             |
| <b>Milk Cows (dollars per head) 1/, 2/</b>    |       |       |       |       |       |       |       |       |       |       |       |       |                             |
| 1979  | 840   | 935   | 940   | 950   | 985   | 990   | 995   | 1,030 | 1,030 | 1,030 | 1,010 | 1,050 | 980                         |
| 1980  | 1,110 | 1,110 | 1,150 | 1,170 | 1,160 | 1,180 | 1,180 | 1,210 | 1,210 | 1,210 | 1,210 | 1,210 | 1,180                       |
| 1981  | 1,210 | 1,210 | 1,200 | 1,200 | 1,200 | 1,170 | 1,170 | 1,150 | 1,150 | 1,150 | 1,150 | 1,150 | 1,180                       |
| 1982  | 1,140 | -     | -     | 1,140 | -     | -     | 1,110 | -     | -     | 1,090 | -     | -     | 1,120                       |
| 1983  | 1,110 | -     | -     | 1,060 | -     | -     | 1,050 | -     | -     | 970   | -     | -     | 1,050                       |
| 1984  | 880   | -     | -     | 900   | -     | -     | 900   | -     | -     | 920   | -     | -     | 900                         |
| 1985  | 900   | -     | -     | 890   | -     | -     | 900   | -     | -     | 870   | -     | -     | 890                         |
| 1986  | 840   | -     | -     | 840   | -     | -     | 890   | -     | -     | 870   | -     | -     | 860                         |
| 1987  | 910   | -     | -     | 920   | -     | -     | 970   | -     | -     | 1,010 | -     | -     | 955                         |
| 1988  | 1,020 | -     | -     | 1,040 | -     | -     | 1,020 | -     | -     |       |       |       |                             |
| <b>Milk, All Wholesale (dollars per cwt.)</b> |       |       |       |       |       |       |       |       |       |       |       |       |                             |
| 1979  | 12.90 | 12.90 | 13.00 | 12.70 | 12.90 | 13.00 | 13.10 | 13.60 | 13.60 | 13.90 | 14.30 | 14.20 | 13.30                       |
| 1980  | 14.40 | 14.50 | 14.20 | 14.00 | 14.00 | 14.20 | 14.10 | 14.30 | 14.20 | 14.60 | 14.80 | 15.10 | 14.40                       |
| 1981  | 15.30 | 15.20 | 14.70 | 14.50 | 14.60 | 14.70 | 14.70 | 14.50 | 14.70 | 14.60 | 14.80 | 14.70 | 14.70                       |
| 1982  | 14.80 | 14.60 | 14.30 | 14.20 | 14.00 | 14.20 | 14.50 | 14.60 | 14.80 | 15.10 | 15.30 | 15.10 | 14.60                       |
| 1983  | 15.20 | 15.00 | 14.80 | 14.70 | 14.40 | 14.50 | 14.80 | 15.00 | 15.10 | 14.90 | 14.70 | 14.50 | 14.80                       |
| 1984  | 15.10 | 14.50 | 14.10 | 13.70 | 13.90 | 14.30 | 14.60 | 14.80 | 15.30 | 15.80 | 16.10 | 15.60 | 14.80                       |
| 1985  | 15.80 | 15.90 | 15.40 | 14.30 | 14.30 | 14.10 | 14.10 | 14.10 | 13.90 | 14.20 | 13.90 | 13.70 | 14.50                       |
| 1986  | 14.10 | 13.80 | 13.40 | 13.40 | 14.20 | 14.40 | 14.70 | 14.60 | 14.90 | 15.30 | 15.40 | 15.00 | 14.40                       |
| 1987  | 15.30 | 15.00 | 14.60 | 14.10 | 14.20 | 14.40 | 14.40 | 14.70 | 15.00 | 15.30 | 15.20 | 14.60 | 14.70                       |
| 1988  | 14.80 | 14.30 | 13.70 | 13.50 | 13.20 | 13.20 | 13.90 |       |       |       |       |       |                             |

1/ Milk cows sold for dairy herd replacement only. 2/ Estimates became quarterly January 1982.

**ALABAMA PRICES RECEIVED BY FARMERS FOR SPECIFIED COMMODITIES  
MONTHLY AND SEASON AVERAGES, 1979-88**

| Year                                       | Jan.  | Feb.  | Mar.  | Apr.  | May   | June  | July  | Aug.  | Sep.  | Oct.  | Nov.  | Dec.  | Marketing or Season Average |
|--|-------|-------|-------|-------|-------|-------|-------|-------|-------|-------|-------|-------|-----------------------------|
| <b>Hogs (dollars per cwt.) 1/</b>          |       |       |       |       |       |       |       |       |       |       |       |       |                             |
| 1979                                       | 48.90 | 51.70 | 48.50 | 43.80 | 43.30 | 40.00 | 37.30 | 35.00 | 36.30 | 32.60 | 34.80 | 37.90 | 43.50                       |
| 1980                                       | 35.50 | 36.30 | 33.60 | 27.00 | 28.20 | 32.10 | 40.80 | 45.50 | 45.30 | 46.40 | 45.60 | 42.80 | 37.00                       |
| 1981                                       | 40.00 | 40.50 | 38.30 | 38.60 | 41.10 | 48.00 | 49.50 | 49.80 | 48.50 | 44.50 | 41.90 | 39.80 | 43.00                       |
| 1982                                       | 43.50 | 49.00 | 48.20 | 51.80 | 56.80 | 58.60 | 58.90 | 61.70 | 61.40 | 55.60 | 53.00 | 53.40 | 52.90                       |
| 1983                                       | 54.70 | 55.90 | 50.00 | 46.40 | 45.90 | 45.20 | 43.90 | 47.00 | 44.10 | 40.10 | 37.80 | 44.20 | 47.10                       |
| 1984                                       | 48.50 | 45.30 | 45.30 | 46.70 | 46.90 | 49.30 | 52.70 | 50.60 | 46.40 | 43.80 | 47.30 | 47.30 | 47.20                       |
| 1985                                       | 47.40 | 47.60 | 43.30 | 40.90 | 41.30 | 43.60 | 45.10 | 42.70 | 39.80 | 42.00 | 41.70 | 41.90 | 43.60                       |
| 1986                                       | 44.00 | 41.90 | 39.50 | 38.70 | 45.50 | 50.80 | 56.80 | 58.80 | 56.00 | 52.20 | 51.40 | 50.00 | 48.00                       |
| 1987                                       | 46.20 | 46.70 | 46.70 | 49.60 | 52.20 | 56.40 | 56.30 | 56.90 | 51.20 | 46.80 | 39.30 | 38.80 | 49.80                       |
| 1988                                       | 41.40 | 41.90 | 40.40 | 39.50 | 44.50 | 42.80 | 41.90 |       |       |       |       |       |                             |
| <b>Broilers (cents per lb.) 1/</b>         |       |       |       |       |       |       |       |       |       |       |       |       |                             |
| 1979                                       | 23.5  | 26.0  | 27.5  | 27.5  | 27.0  | 28.0  | 26.0  | 23.0  | 21.0  | 21.0  | 19.0  | 24.5  | 24.5                        |
| 1980                                       | 26.0  | 23.5  | 22.0  | 20.5  | 22.0  | 23.0  | 30.5  | 30.0  | 32.0  | 30.5  | 28.5  | 28.0  | 26.0                        |
| 1981                                       | 28.0  | 28.5  | 27.0  | 24.5  | 26.0  | 27.0  | 28.5  | 27.0  | 24.0  | 24.0  | 23.5  | 22.5  | 26.5                        |
| 1982                                       | 23.5  | 26.5  | 25.0  | 24.5  | 26.0  | 27.5  | 26.5  | 25.0  | 24.5  | 23.5  | 23.5  | 24.5  | 25.0                        |
| 1983                                       | 25.0  | 26.0  | 24.0  | 24.0  | 26.0  | 27.5  | 30.0  | 31.5  | 29.5  | 29.0  | 33.0  | 34.0  | 27.5                        |
| 1984                                       | 36.0  | 35.5  | 35.5  | 31.5  | 33.0  | 32.5  | 32.0  | 29.0  | 29.5  | 26.5  | 29.0  | 27.5  | 32.0                        |
| 1985                                       | 29.0  | 29.0  | 27.5  | 26.0  | 28.5  | 29.5  | 28.0  | 28.5  | 27.5  | 26.5  | 29.5  | 26.5  | 28.0                        |
| 1986                                       | 29.0  | 27.5  | 27.5  | 28.0  | 31.5  | 35.5  | 42.0  | 41.5  | 34.0  | 37.0  | 33.5  | 28.0  | 33.0                        |
| 1987                                       | 29.0  | 28.0  | 27.0  | 26.5  | 28.0  | 25.5  | 25.5  | 30.5  | 25.5  | 23.5  | 24.0  | 21.9  | 27.0                        |
| 1988                                       | 24.0  | 24.0  | 25.5  | 26.0  | 32.5  | 35.0  | 40.0  | 42.0  |       |       |       |       |                             |
| <b>Eggs (cents per doz.) 1/ 2/</b>         |       |       |       |       |       |       |       |       |       |       |       |       |                             |
| 1979                                       | 72.2  | 76.7  | 74.5  | 67.5  | 63.3  | 59.0  | 58.4  | 57.9  | 62.2  | 58.2  | 62.7  | 72.6  | 65.7                        |
| 1980                                       | 68.5  | 61.7  | 62.0  | 59.0  | 54.6  | 55.4  | 59.9  | 67.9  | 70.2  | 69.6  | 74.6  | 85.0  | 64.7                        |
| 1981                                       | 79.0  | 74.3  | 70.2  | 74.5  | 65.6  | 65.2  | 67.4  | 67.0  | 76.1  | 71.6  | 79.6  | 61.9  | 73.1                        |
| 1982                                       | 63.6  | 62.9  | 68.3  | 59.6  | 51.5  | 46.9  | 51.4  | 46.0  | 53.3  | 54.6  | 55.6  | 50.3  | 56.4                        |
| 1983                                       | 48.5  | 51.4  | 53.6  | 53.9  | 59.6  | 56.8  | 53.5  | 63.1  | 63.1  | 69.5  | 79.5  | 88.3  | 58.6                        |
| 1984                                       | 102.0 | 91.5  | 74.3  | 96.3  | 64.8  | 54.4  | 56.8  | 55.3  | 56.3  | 52.4  | 62.0  | 55.5  | 71.1                        |
| 1985                                       | 38.0  | 42.3  | 51.5  | 46.0  | 42.9  | 44.5  | 45.5  | 52.5  | 58.8  | 59.9  | 62.4  | 61.4  | 50.1                        |
| 1986                                       | 60.9  | 55.6  | 61.4  | 50.1  | 48.6  | 42.1  | 52.1  | 59.5  | 59.4  | 53.9  | 64.6  | 61.6  | 55.8                        |
| 1987                                       | 51.6  | 53.4  | 48.4  | 44.4  | 48.1  | 44.1  | 42.1  | 44.9  | 50.6  | 39.3  | 46.8  | 38.3  | 48.0                        |
| 1988                                       | 34.0  | 30.0  | 35.9  | 3.14  | 28.5  | 31.9  | 45.2  | 45.4  |       |       |       |       |                             |
| <b>Soybeans (dollars per bushel) 3/</b>    |       |       |       |       |       |       |       |       |       |       |       |       |                             |
| 1979                                       | 6.71  | 7.11  | 7.45  | 7.35  | 7.35  | 7.49  | 7.66  | 7.41  | 6.76  | 6.07  | 6.18  | 6.12  | 6.10                        |
| 1980                                       | 6.34  | 6.26  | 6.01  | 5.66  | 5.90  | 5.93  | 6.78  | 7.32  | 7.61  | 7.56  | 7.90  | 7.68  | 7.63                        |
| 1981                                       | 6.97  | 6.89  | 7.00  | 6.99  | 7.15  | 6.91  | 6.91  | 6.47  | 6.09  | 6.07  | 6.03  | 6.18  | 6.08                        |
| 1982                                       | 6.22  | 6.25  | 6.12  | 6.33  | 6.13  | 6.12  | 5.97  | 5.73  | 5.33  | 5.02  | 5.41  | 5.51  | 5.36                        |
| 1983                                       | 5.60  | 5.71  | 5.99  | 6.15  | 6.06  | 6.00  | 6.78  | 7.79  | 8.45  | 7.84  | 7.88  | 7.36  | 7.80                        |
| 1984                                       | 7.42  | 7.47  | 7.85  | 7.93  | 8.19  | 7.91  | 6.60  | 6.53  | 5.83  | 6.20  | 6.12  | 5.91  | 6.06                        |
| 1985                                       | 6.03  | 6.05  | 6.01  | 5.82  | 5.89  | 5.73  | 5.55  | 5.31  | 5.16  | 5.01  | 4.91  | 4.95  | 5.05                        |
| 1986                                       | 5.27  | 5.19  | 5.45  | 5.20  | -     | -     | -     | 5.17  | 5.02  | 4.89  | 4.91  | 4.83  | 4.91                        |
| 1987                                       | 4.80  | 4.88  | 4.87  | 5.03  | 5.45  | 5.61  | 5.29  | 5.38  | 5.20  | 5.25  | 5.43  | 5.99  | 5.70                        |
| 1988                                       | 6.23  | 6.08  | 6.34  | 6.70  | 6.86  | 9.01  | 8.74  |       |       |       |       |       |                             |
| <b>Cotton (cents per lb.) 4/ 5/</b>        |       |       |       |       |       |       |       |       |       |       |       |       |                             |
| 1979                                       | 59.9  | 59.3  | 55.6  | 56.8  | 60.0  | 61.6  | 61.9  | 58.9  | 61.8  | 62.0  | 63.2  | 64.6  | 64.6                        |
| 1980                                       | 64.0  | 77.9  | 71.7  | 72.1  | 79.3  | 76.0  | 74.0  | 71.0  | 79.2  | 78.2  | 77.9  | 82.2  | 79.2                        |
| 1981                                       | 83.2  | 79.9  | 76.0  | 78.6  | 74.2  | 73.3  | 69.1  | 67.5  | 59.4  | 63.0  | 58.6  | 57.0  | 55.9                        |
| 1982                                       | 55.3  | 59.3  | 54.7  | 57.3  | 58.9  | 60.8  | 58.8  | 59.0  | 57.9  | 59.2  | 58.4  | 54.6  | 58.5                        |
| 1983                                       | 58.5  | 55.0  | 61.1  | 61.0  | 60.9  | 64.9  | 65.1  | -     | 65.9  | 62.6  | 66.5  | 66.4  | 65.7                        |
| 1984                                       | 65.6  | 66.6  | 69.3  | 70.3  | 78.0  | 70.4  | 68.4  | -     | 61.0  | 60.7  | 58.2  | 53.8  | 55.3                        |
| 1985                                       | 53.3  | 51.7  | 52.4  | 56.4  | 52.5  | 54.5  | 55.4  | 46.1  | 57.1  | 56.2  | 55.5  | 51.8  | 53.8                        |
| 1986                                       | 53.3  | 51.2  | 54.2  | 57.4  | 61.0  | 55.2  | 51.8  | -     | -     | 47.6  | 45.8  | 45.6  | 52.1                        |
| 1987                                       | 52.1  | 50.2  | 52.8  | 52.4  | 59.8  | 64.9  | 68.6  | 70.0  | 67.6  | 66.3  | 65.6  | 65.0  | 65.1                        |
| 1988                                       | 64.2  | 55.3  | 59.4  | 59.7  | 60.6  | 59.7  | 60.0  |       |       |       |       |       |                             |
| <b>Sweetpotatoes (dollars per cwt.) 6/</b> |       |       |       |       |       |       |       |       |       |       |       |       |                             |
| 1979                                       | 14.90 | 15.40 | 14.40 | 12.50 | 13.60 | 12.50 | 13.50 | 12.80 | 13.30 | 10.30 | 10.30 | 13.80 | 12.10                       |
| 1980                                       | 12.30 | 12.20 | 12.40 | 10.70 | 10.30 | -     | -     | 15.00 | 14.50 | 14.50 | 15.00 | 15.40 | 16.50                       |
| 1981                                       | 16.00 | 18.00 | 19.50 | 22.00 | 23.00 | -     | 18.30 | 21.00 | 18.00 | 16.10 | 16.00 | 17.20 | 17.30                       |
| 1982                                       | 16.00 | 16.30 | 17.30 | 16.80 | 16.40 | -     | 14.00 | 10.40 | 6.90  | 5.70  | 5.90  | 6.50  | 7.65                        |
| 1983                                       | 7.60  | 9.00  | 8.70  | 10.40 | 10.50 | -     | -     | 11.00 | 11.60 | 11.10 | 12.00 | 13.00 | 13.30                       |
| 1984                                       | 14.20 | 15.20 | 16.20 | 17.00 | 17.50 | -     | -     | -     | 13.00 | 13.50 | 15.40 | 16.40 | 15.50                       |
| 1985                                       | 16.10 | 18.20 | 16.40 | 20.00 | -     | -     | 22.00 | 17.40 | 15.00 | 13.30 | 12.50 | 12.60 | 14.40                       |
| 1986                                       | 11.00 | 9.90  | 9.15  | 9.25  | 8.55  | -     | -     | -     | -     | -     | -     | -     | 14.00                       |

1/ Marketing year: December-November basis. 2/ Estimates are for market eggs instead of all eggs beginning December 1982. 3/ Marketing year: September-August basis. 4/ Monthly and season average prices based on 480-lb. net weight bale. 5/ Marketing year: August-July basis. 6/ Monthly price estimates discontinued July 1987.

**ALABAMA MID-MONTH PRICES PAID BY FARMERS FOR FEED ITEMS, 1978-86 1/**

| Year   | Jan.  | Feb.  | Mar.  | Apr.  | May   | June  | July  | Aug.  | Sept. | Oct.  | Nov.  | Dec.  |
|--|-------|-------|-------|-------|-------|-------|-------|-------|-------|-------|-------|-------|
| <b>Chick Starter (dollars per ton)</b>                   |       |       |       |       |       |       |       |       |       |       |       |       |
| 1978   | 173   | 164   | 168   | 177   | 180   | 179   | 181   | 165   | 168   | 163   | 171   | 177   |
| 1979   | 182   | 186   | 186   | 191   | 186   | 186   | 205   | 196   | 198   | 197   | 196   | 199   |
| 1980   | 198   | 205   | 205   | 210   | 190   | 184   | 200   | 225   | 225   | 220   | 240   | 250   |
| 1981   | 225   | 240   | 220   | 240   | 235   | 230   | 230   | 225   | 245   | 220   | 200   | 210   |
| 1982   | 220   | 210   | 215   | 200   | 210   | 205   | 200   | 215   | 205   | 205   | 189   | 205   |
| 1983   | 200   | 205   | 210   | 215   | 210   | 205   | 215   | 225   | 245   | 245   | 245   | 235   |
| 1984   | 245   | 235   | 230   | 235   | 225   | 235   | 240   | 220   | 220   | 205   | 200   | 205   |
| 1985   | 210   | 210   | 205   | 205   | 225   | 220   | 200   | 205   | 194   | 190   | 205   | 210   |
| 1986   | 210   | 210   |       |       |       |       |       |       |       |       |       |       |
| <b>Broiler Grower (dollars per ton)</b>                  |       |       |       |       |       |       |       |       |       |       |       |       |
| 1978   | 148   | 181   | 171   | 159   | 169   | 167   | 161   | 159   | 155   | 159   | 173   | 164   |
| 1979   | 172   | 184   | 188   | 188   | 184   | 171   | 190   | 200   | 197   | 194   | 197   | 183   |
| 1980   | 183   | 187   | 174   | 184   | 169   | 184   | 179   | 210   | 235   | 225   | 240   | 240   |
| 1981   | 230   | 240   | 220   | 245   | 240   | 250   | 245   | 235   | 235   | 215   | 215   | 215   |
| 1982   | 230   | 225   | 225   | 225   | 225   | 215   | 225   | 210   | 205   | 215   | 192   | 197   |
| 1983   | 205   | 210   | 215   | 210   | 210   | 195   | 215   | 225   | 240   | 240   | 255   | 270   |
| 1984   | 270   | 275   | 270   | 270   | 255   | 255   | 240   | 220   | 210   | 195   | 185   | 191   |
| 1985   | 205   | 205   | 200   | 195   | 205   | 192   | 191   | 191   | 180   | 176   | 171   | 178   |
| 1986   | 183   | 179   |       |       |       |       |       |       |       |       |       |       |
| <b>Laying Feed (dollars per ton)</b>                     |       |       |       |       |       |       |       |       |       |       |       |       |
| 1978   | 153   | 149   | 150   | 157   | 162   | 163   | 160   | 151   | 152   | 153   | 162   | 161   |
| 1979   | 163   | 166   | 174   | 170   | 164   | 168   | 180   | 180   | 179   | 176   | 171   | 176   |
| 1980   | 176   | 180   | 174   | 180   | 179   | 176   | 185   | 200   | 200   | 215   | 230   | 225   |
| 1981   | 225   | 220   | 210   | 215   | 220   | 240   | 220   | 230   | 225   | 210   | 199   | 191   |
| 1982   | 205   | 199   | 200   | 182   | 197   | 195   | 188   | 190   | 184   | 195   | 180   | 191   |
| 1983   | 189   | 192   | 205   | 210   | 200   | 186   | 205   | 210   | 220   | 220   | 225   | 215   |
| 1984   | 220   | 220   | 225   | 215   | 225   | 230   | 220   | 210   | 205   | 200   | 190   | 200   |
| 1985   | 200   | 186   | 199   | 199   | 205   | 196   | 196   | 196   | 184   | 200   | 200   | 205   |
| 1986   | 199   | 205   |       |       |       |       |       |       |       |       |       |       |
| <b>Mixed Dairy Feed 16% (dollars per ton)</b>            |       |       |       |       |       |       |       |       |       |       |       |       |
| 1978   | 137   | 138   | 144   | 147   | 142   | 145   | 141   | 141   | 139   | 138   | 150   | 149   |
| 1979   | 152   | 153   | 155   | 158   | 155   | 157   | 170   | 165   | 168   | 170   | 169   | 170   |
| 1980   | 175   | 170   | 172   | 172   | 166   | 163   | 183   | 188   | 205   | 210   | 220   | 220   |
| 1981   | 210   | 215   | 194   | 200   | 196   | 199   | 200   | 200   | 188   | 172   | 179   | 179   |
| 1982   | 197   | 191   | 177   | 181   | 183   | 166   | 176   | 170   | 162   | 168   | 170   | 185   |
| 1983   | 184   | 185   | 180   | 186   | 193   | 185   | 188   | 197   | 205   | 205   | 205   | 210   |
| 1984   | 220   | 215   | 210   | 199   | 195   | 200   | 200   | 196   | 190   | 181   | 175   | 182   |
| 1985   | 182   | 185   | 170   | 166   | 174   | 174   | 168   | 170   | 173   | 167   | 178   | 185   |
| 1986   | 180   | 184   |       |       |       |       |       |       |       |       |       |       |
| <b>Soybean Meal 44% (dollars per cwt.)</b>               |       |       |       |       |       |       |       |       |       |       |       |       |
| 1978   | 11.00 | 11.00 | 11.50 | 12.00 | 11.50 | 12.00 | 11.50 | 11.50 | 11.50 | 11.50 | 12.50 | 12.00 |
| 1979   | 12.50 | 12.50 | 13.50 | 13.00 | 12.50 | 13.00 | 14.00 | 14.00 | 13.00 | 13.50 | 13.00 | 13.00 |
| 1980   | 13.50 | 13.00 | 13.00 | 12.50 | 12.00 | 12.50 | 13.00 | 13.50 | 14.00 | 15.00 | 15.50 | 16.00 |
| 1981   | 16.50 | 16.00 | 15.50 | 15.50 | 16.00 | 15.50 | 15.50 | 15.00 | 14.50 | 14.50 | 14.00 | 14.00 |
| 1982   | 14.00 | 14.00 | 14.00 | 14.00 | 14.00 | 13.50 | 13.50 | 14.00 | 13.00 | 12.50 | 13.00 | 13.00 |
| 1983   | 13.00 | 13.00 | 13.00 | 14.00 | 13.50 | 14.00 | 13.50 | 14.00 | 15.50 | 16.00 | 16.00 | 15.50 |
| 1984   | 16.00 | 16.00 | 15.50 | 15.50 | 15.00 | 15.00 | 14.50 | 13.50 | 13.50 | 12.50 | 12.50 | 12.00 |
| 1985   | 12.00 | 12.50 | 11.50 | 11.00 | 11.00 | 11.50 | 10.50 | 11.00 | 10.50 | 11.00 | 10.50 | 10.50 |
| 1986   | 11.00 | 11.50 |       |       |       |       |       |       |       |       |       |       |
| <b>Cottonseed Meal 41% (dollars per cwt.)</b>            |       |       |       |       |       |       |       |       |       |       |       |       |
| 1978   | 10.00 | 10.50 | 10.50 | 10.50 | 10.50 | 10.50 | 11.00 | 10.50 | 11.00 | 11.00 | 11.50 | 11.50 |
| 1979   | 11.50 | 11.50 | 12.00 | 11.50 | 11.50 | 11.50 | 12.00 | 12.00 | 12.00 | 12.50 | 12.50 | 12.50 |
| 1980   | 12.50 | 12.50 | 12.00 | 12.00 | 12.00 | 12.00 | 11.50 | 12.00 | 13.00 | 13.50 | 15.00 | 15.50 |
| 1981   | 15.50 | 15.50 | 15.50 | 15.50 | 15.00 | 15.50 | 15.50 | 15.50 | 15.00 | 14.50 | 13.00 | 12.50 |
| 1982   | 13.00 | 13.00 | 13.50 | 13.00 | 13.50 | 13.00 | 13.00 | 13.00 | 13.00 | 13.00 | 12.50 | 12.50 |
| 1983   | 12.50 | 13.00 | 13.00 | 13.00 | 13.00 | 13.00 | 13.00 | 13.50 | 14.50 | 15.50 | 15.50 | 16.00 |
| 1984   | 16.00 | 16.00 | 16.00 | 16.00 | 15.50 | 15.50 | 15.00 | 14.50 | 15.00 | 14.00 | 13.00 | 12.00 |
| 1985   | 11.00 | 11.00 | 11.00 | 10.50 | 10.50 | 10.50 | 9.80  | 10.50 | 9.90  | 9.80  | 10.50 | 10.50 |
| 1986   | 11.00 | 11.50 |       |       |       |       |       |       |       |       |       |       |
| <b>Hog Feed 14-18% (dollars per cwt.)</b>                |       |       |       |       |       |       |       |       |       |       |       |       |
| 1978   | 8.20  | 8.20  | 8.20  | 8.50  | 8.60  | 8.60  | 8.60  | 8.40  | 8.30  | 8.40  | 8.60  | 8.50  |
| 1979   | 8.50  | 8.90  | 9.20  | 9.00  | 9.10  | 9.20  | 9.90  | 9.60  | 9.60  | 9.80  | 9.70  | 9.70  |
| 1980   | 9.60  | 9.60  | 9.70  | 9.60  | 9.90  | 10.00 | 10.00 | 10.80 | 11.00 | 11.50 | 12.00 | 12.50 |
| 1981   | 12.00 | 12.20 | 12.20 | 12.30 | 12.20 | 11.90 | 11.90 | 11.60 | 11.10 | 10.70 | 11.00 | 11.00 |
| 1982   | 11.00 | 10.70 | 11.00 | 10.80 | 10.90 | 10.70 | 10.70 | 10.80 | 10.70 | 10.60 | 10.20 | 10.50 |
| 1983   | 10.70 | 10.80 | 10.70 | 11.00 | 11.20 | 11.60 | 11.50 | 11.80 | 12.50 | 12.20 | 12.30 | 12.40 |
| 1984   | 12.50 | 12.40 | 12.50 | 12.30 | 12.00 | 11.50 | 11.50 | 11.50 | 10.50 | 10.50 | 10.00 | 10.50 |
| 1985   | 11.00 | 10.50 | 10.50 | 10.50 | 10.50 | 10.50 | 10.50 | 10.00 | 10.00 | 10.10 | 10.00 | 9.80  |
| 1986   | 10.50 | 10.50 |       |       |       |       |       |       |       |       |       |       |
| <b>Beef Cattle Concentrate 32-36% (dollars per cwt.)</b> |       |       |       |       |       |       |       |       |       |       |       |       |
| 1978   | 8.80  | 9.50  | 9.50  | 8.90  | 9.20  | 9.20  | 9.00  | 8.60  | 9.10  | 9.10  | 9.30  | 10.00 |
| 1979   | 9.60  | 10.00 | 9.90  | 10.00 | 9.80  | 9.70  | 10.00 | 10.00 | 10.50 | 10.50 | 9.60  | 10.50 |
| 1980   | 10.50 | 10.50 | 11.00 | 10.00 | 10.00 | 10.50 | 10.50 | 11.00 | 11.00 | 12.00 | 13.00 | 12.50 |
| 1981   | 13.00 | 13.50 | 12.50 | 12.50 | 12.50 | 12.00 | 11.50 | 12.50 | 11.50 | 11.00 | 11.50 | 11.50 |
| 1982   | 11.50 | 12.00 | 11.00 | 11.50 | 11.50 | 11.50 | 12.00 | 11.00 | 12.00 | 11.50 | 11.50 | 11.50 |
| 1983   | 12.00 | 11.50 | 11.00 | 12.00 | 12.50 | 12.00 | 12.00 | 12.00 | 13.00 | 13.50 | 13.50 | 13.50 |
| 1984   | 13.50 | 13.00 | 13.00 | 13.00 | 14.00 | 14.00 | 13.50 | 13.00 | 12.50 | 12.50 | 12.00 | 11.50 |
| 1985   | 12.00 | 12.00 | 11.50 | 10.50 | 11.00 | 11.50 | 11.00 | 11.00 | 11.50 | 11.60 | 11.00 | 11.50 |
| 1986   | 11.50 | 12.00 |       |       |       |       |       |       |       |       |       |       |

1/Beginning March 1986, prices paid estimates are on a quarterly basis instead of monthly. State estimates were discontinued with only regional & U. S. level estimates published.



## CASH RECEIPTS REVIEW

1987

*J. H. GARNER*

**Farm Cash Receipts:** Total cash farm receipts from farm marketings for 1987 increased 7.0 percent from \$2,094,684,000 in 1986 to \$2,240,467,000. Livestock and poultry products, valued at \$1,559.6 million, accounted for 70 percent of the total, while crops totaled \$681 million to make up the remaining 30 percent. Cash receipts do not include on-farm use of agricultural commodities or other uses which did not involve a monetary transaction.

Alabama poultry and poultry products accounted for 39.9 percent of the state's total receipts from farm marketings with cattle and calves ranking second with 21.8 percent of the total receipts. Greenhouses, sod farms, and nurseries were third at 6.1 percent, followed by peanuts at 6.0 percent, cotton 4.9 percent, farm forest products at 4.1 percent, potatoes and vegetables 4.0 percent, dairy at 3.3 percent, then hogs at 2.9 percent. Sales from these nine enterprises made up 93.0 percent of the total cash receipts from farm marketings in Alabama.

Receipts from the state's broilers and eggs totaled \$893.7 million in 1987, down \$43.4 million from the 1986 total of \$937.1 million. Cattle and calf returns totaled \$487.8 million, up 51.0 percent from the 1986 total of \$323.1 million. Receipts from cotton, peanuts, and potatoes and vegetables accounted for 41.9 percent of the crop receipts.

**Cash Receipts Tables:** In the county tables, state totals may not add due to rounding, and some data will be included in "Other Counties" to avoid disclosure of individual operations.

**ALABAMA CASH RECEIPTS, BY COMMODITIES, 1981-86 REVISED, 1987 PRELIMINARY**

| Commodity                                 | 1981             | 1982             | 1983             | 1984             | 1985             |
|---|------------------|------------------|------------------|------------------|------------------|
|   | Thousand Dollars |                  |                  |                  |                  |
| <b>Livestock &amp; Poultry</b>            |                  |                  |                  |                  |                  |
| Cattle & Calves                           | 322,827          | 351,146          | 341,883          | 317,456          | 346,333          |
| Hogs                                      | 110,416          | 90,290           | 79,663           | 69,551           | 50,941           |
| Dairy                                     | 89,851           | 83,512           | 84,360           | 78,144           | 78,735           |
| Broilers                                  | 522,923          | 487,726          | 553,119          | 686,822          | 629,168          |
| Eggs                                      | 187,684          | 177,869          | 179,836          | 200,739          | 159,956          |
| Other Livestock & Poultry                 | 17,297           | 24,903           | 28,600           | 35,623           | 36,114           |
| <b>Total Livestock &amp; Poultry</b>      | <b>1,250,998</b> | <b>1,215,446</b> | <b>1,267,461</b> | <b>1,388,335</b> | <b>1,301,247</b> |
| <b>Crops</b>                              |                  |                  |                  |                  |                  |
| Corn                                      | 37,510           | 25,292           | 25,185           | 36,400           | 36,688           |
| Cotton                                    | 127,521          | 139,208          | 66,649           | 111,847          | 168,659          |
| Hay                                       | 8,364            | 7,748            | 8,294            | 10,493           | 9,896            |
| Soybeans                                  | 285,602          | 266,303          | 207,211          | 170,653          | 129,919          |
| Wheat                                     | 77,035           | 69,450           | 53,605           | 47,459           | 37,771           |
| Oats                                      | 1,239            | 935              | 746              | 658              | 858              |
| Peanuts                                   | 155,639          | 124,283          | 112,763          | 173,916          | 133,930          |
| Sorghum                                   | 1,484            | 2,093            | 3,441            | 9,571            | 11,808           |
| Greenhouse, Sod & Nursery                 | 79,290           | 86,620           | 90,000           | 101,851          | 114,238          |
| Pecans                                    | 17,400           | 9,982            | 8,840            | 7,860            | 8,143            |
| Peaches                                   | 3,982            | 3,570            | 2,744            | 3,067            | 244              |
| Other Fruits                              | 6,150            | 6,300            | 7,000            | 7,700            | 7,800            |
| Potatoes                                  | 22,859           | 17,649           | 10,982           | 11,449           | 12,273           |
| Sweetpotatoes                             | 10,743           | 5,049            | 6,850            | 10,525           | 7,411            |
| Other Vegetables                          | 54,130           | 55,275           | 49,000           | 58,000           | 60,000           |
| Farm Forest Products                      | 85,611           | 70,665           | 94,895           | 90,155           | 93,779           |
| Other Crops                               | 17,047           | 15,700           | 16,900           | 16,500           | 16,800           |
| <b>Total Crops</b>                        | <b>991,606</b>   | <b>906,122</b>   | <b>765,105</b>   | <b>868,104</b>   | <b>850,217</b>   |
| <b>Total All Commodities</b>              | <b>2,242,604</b> | <b>2,121,568</b> | <b>2,032,566</b> | <b>2,256,439</b> | <b>2,151,464</b> |
| Government Payments                       | 21,362           | 31,437           | 30,178           | 42,110           | 60,364           |
| <b>Total Farm Receipts</b>                | <b>2,263,966</b> | <b>2,153,005</b> | <b>2,062,744</b> | <b>2,298,549</b> | <b>2,211,828</b> |
| Non Farm Commercial Timber                | 203,869          | 195,568          | 253,092          | 234,757          | 283,896          |
| <b>Total Farm &amp; Forestry Receipts</b> | <b>2,467,835</b> | <b>2,348,573</b> | <b>2,315,836</b> | <b>2,533,306</b> | <b>2,495,724</b> |

| Commodity                                 | Cash Receipts    |                  | 1987 Cash Receipts |                      |
|---|------------------|------------------|--------------------|----------------------|
|   | 1986             | 1987             | % Change from 1986 | % of All Commodities |
|   | Thousand Dollars |                  |                    |                      |
| <b>Livestock &amp; Poultry</b>            |                  |                  |                    |                      |
| Cattle & Calves                           | 323,146          | 487,854          | +51.0              | 21.8                 |
| Hogs                                      | 50,198           | 64,550           | +28.6              | 2.9                  |
| Dairy                                     | 75,456           | 73,206           | -3.0               | 3.3                  |
| Broilers                                  | 775,583          | 737,858          | -4.9               | 32.9                 |
| Eggs                                      | 161,565          | 155,866          | -3.5               | 7.0                  |
| Other Livestock & Poultry                 | 39,329           | 40,319           | +2.5               | 1.8                  |
| <b>Total Livestock &amp; Poultry</b>      | <b>1,425,277</b> | <b>1,559,653</b> | <b>+9.4</b>        | <b>69.6</b>          |
| <b>Crops</b>                              |                  |                  |                    |                      |
| Corn                                      | 19,515           | 17,173           | -12.0              | .8                   |
| Cotton                                    | 88,355           | 109,475          | +23.9              | 4.9                  |
| Hay                                       | 7,777            | 8,639            | +11.1              | .4                   |
| Soybeans                                  | 86,253           | 48,944           | -43.3              | 2.2                  |
| Wheat                                     | 15,693           | 12,148           | -22.6              | .5                   |
| Oats                                      | 517              | 629              | +21.7              | -                    |
| Peanuts                                   | 131,159          | 134,937          | +2.9               | 6.0                  |
| Sorghum                                   | 4,521            | 1,640            | -63.7              | .1                   |
| Greenhouse, Sod & Nursery                 | 123,011          | 136,416          | +10.9              | 6.1                  |
| Pecans                                    | 12,736           | 9,488            | -25.5              | .4                   |
| Peaches                                   | 1,632            | 2,360            | +44.6              | .1                   |
| Other Fruits                              | 6,500            | 7,000            | +7.7               | .3                   |
| Potatoes                                  | 11,574           | 11,574           | 0.0                | .5                   |
| Sweetpotatoes                             | 6,582            | 6,358            | -3.4               | .3                   |
| Other Vegetables                          | 63,785           | 72,228           | +13.2              | 3.2                  |
| Farm Forest Products                      | 74,410           | 92,412           | +24.2              | 4.1                  |
| Other Crops                               | 15,387           | 9,393            | -39.0              | .4                   |
| <b>Total Crops</b>                        | <b>669,407</b>   | <b>680,814</b>   | <b>+1.7</b>        | <b>30.4</b>          |
| <b>Total All Commodities</b>              | <b>2,094,684</b> | <b>2,240,467</b> | <b>+7.0</b>        | <b>-</b>             |
| Government Payments                       | 82,953           | 69,968           | -15.7              | -                    |
| <b>Total Farm Receipts</b>                | <b>2,177,637</b> | <b>2,310,435</b> | <b>+6.1</b>        | <b>-</b>             |
| Non Farm Commercial Timber                | 208,424          | 256,655          | +23.1              | -                    |
| <b>Total Farm &amp; Forestry Receipts</b> | <b>2,386,061</b> | <b>2,567,090</b> | <b>+7.6</b>        | <b>-</b>             |

**ALABAMA CASH RECEIPTS FROM FARM MARKETINGS, 1986 REVISED, 1987 PRELIMINARY, BY COUNTY**

| County                | Cattle & Calves  |                | Hogs          |               | Dairy         |               |
|-----------------------|------------------|----------------|---------------|---------------|---------------|---------------|
|                       | 1986             | 1987           | 1986          | 1987          | 1986          | 1987          |
|                       | Thousand Dollars |                |               |               |               |               |
| Autauga               | 2,512            | 3,828          | 2,315         | 2,919         | -             | -             |
| Baldwin               | 4,461            | 6,223          | 795           | 936           | 1,493         | 1,447         |
| Barbour               | 6,598            | 9,893          | 1,645         | 2,021         | -             | -             |
| Bibb                  | 2,024            | 3,243          | 42            | 56            | 377           | 477           |
| Blount                | 5,961            | 9,149          | 725           | 936           | 2,562         | 3,064         |
| Bullock               | 4,986            | 7,659          | 112           | 131           | 927           | 817           |
| Butler                | 3,786            | 5,531          | 627           | 786           | -             | -             |
| Calhoun               | 3,261            | 4,999          | 42            | 56            | 629           | 749           |
| Chambers              | 3,374            | 4,733          | 167           | 243           | 487           | 562           |
| Cherokee              | 2,324            | 3,350          | 683           | 879           | 1,320         | 1,413         |
| Chilton               | 5,548            | 8,617          | 711           | 954           | -             | -             |
| Choctaw               | 2,849            | 4,254          | 237           | 281           | -             | -             |
| Clarke                | 2,549            | 3,775          | 112           | 131           | -             | -             |
| Clay                  | 3,636            | 6,010          | 98            | 131           | 786           | 953           |
| Cleburne              | 1,987            | 2,924          | 432           | 580           | -             | -             |
| Coffee                | 4,611            | 6,861          | 1,715         | 2,114         | 566           | 494           |
| Colbert               | 3,486            | 5,212          | 865           | 1,141         | -             | -             |
| Conecuh               | 4,648            | 7,233          | 488           | 617           | -             | -             |
| Coosa                 | 2,024            | 2,977          | 28            | 37            | -             | -             |
| Covington             | 7,085            | 11,009         | 2,552         | 3,443         | 566           | 528           |
| Crenshaw              | 4,049            | 5,903          | 851           | 1,066         | -             | -             |
| Cullman               | 8,547            | 13,509         | 1,576         | 2,039         | 2,751         | 2,469         |
| Dale                  | 4,011            | 5,797          | 920           | 1,254         | -             | -             |
| Dallas                | 6,973            | 10,372         | 711           | 936           | 1,466         | 1,702         |
| DeKalb                | 5,698            | 8,350          | 2,524         | 3,143         | 2,468         | 2,383         |
| Elmore                | 4,274            | 6,808          | 530           | 692           | 1,698         | 1,771         |
| Escambia              | 4,424            | 6,648          | 237           | 281           | 110           | 119           |
| Etowah                | 4,349            | 6,489          | 572           | 730           | 1,541         | 1,328         |
| Fayette               | 1,837            | 2,764          | 404           | 543           | 1,666         | 1,907         |
| Franklin              | 3,749            | 5,531          | 390           | 524           | 1,525         | 1,549         |
| Geneva                | 8,847            | 12,339         | 1,645         | 2,002         | -             | -             |
| Greene                | 6,036            | 8,989          | 865           | 1,216         | -             | -             |
| Hale                  | 6,935            | 10,050         | 167           | 243           | 5,769         | 3,507         |
| Henry                 | 5,023            | 7,606          | 2,050         | 2,619         | -             | -             |
| Houston               | 4,386            | 6,116          | 2,384         | 3,031         | 1,603         | 1,771         |
| Jackson               | 7,123            | 10,584         | 1,325         | 1,721         | 252           | 306           |
| Jefferson             | 1,649            | 2,498          | 209           | 281           | 1,132         | 1,107         |
| Lamar                 | 2,437            | 3,775          | 335           | 449           | 1,242         | 1,158         |
| Lauderdale            | 9,409            | 13,615         | 1,659         | 2,264         | 912           | 800           |
| Lawrence              | 8,322            | 12,658         | 1,450         | 1,965         | 865           | 936           |
| Lee                   | 3,636            | 5,052          | 153           | 187           | -             | -             |
| Limestone             | 5,061            | 7,819          | 1,060         | 1,422         | 2,971         | 2,639         |
| Lowndes               | 13,046           | 20,372         | 614           | 730           | 534           | 494           |
| Macon                 | 3,374            | 5,531          | 167           | 225           | -             | -             |
| Madison               | 6,148            | 9,840          | 920           | 1,216         | 2,279         | 2,349         |
| Marengo               | 7,123            | 11,329         | 125           | 168           | 2,138         | 2,724         |
| Marion                | 2,362            | 3,456          | 655           | 861           | -             | -             |
| Marshall              | 3,074            | 4,520          | 1,590         | 1,965         | 1,226         | 1,328         |
| Mobile                | 7,498            | 11,381         | 1,436         | 1,740         | 2,201         | 2,230         |
| Monroe                | 4,873            | 7,287          | 683           | 898           | -             | -             |
| Montgomery            | 11,884           | 18,616         | 572           | 711           | 3,238         | 2,673         |
| Morgan                | 5,098            | 7,393          | 837           | 1,085         | 3,694         | 3,865         |
| Perry                 | 3,974            | 6,010          | 418           | 599           | 2,657         | 1,856         |
| Pickens               | 3,711            | 5,797          | 697           | 842           | 1,886         | 1,754         |
| Pike                  | 9,147            | 14,094         | 1,311         | 1,759         | -             | -             |
| Randolph              | 3,974            | 6,435          | 153           | 206           | -             | -             |
| Russell               | 2,024            | 3,030          | 293           | 374           | -             | -             |
| St. Clair             | 3,786            | 5,903          | 307           | 355           | 1,352         | 1,107         |
| Shelby                | 3,786            | 5,744          | 293           | 393           | 3,443         | 3,575         |
| Sumter                | 7,235            | 10,478         | 112           | 150           | -             | -             |
| Talladega             | 5,511            | 7,765          | 223           | 281           | 1,761         | 1,617         |
| Tallapoosa            | 2,812            | 4,201          | 42            | 56            | -             | -             |
| Tuscaloosa            | 3,074            | 4,946          | 195           | 243           | 1,839         | 1,924         |
| Walker                | 2,962            | 4,573          | 1,450         | 1,871         | -             | -             |
| Washington            | 2,887            | 4,148          | 335           | 374           | -             | -             |
| Wilcox                | 6,448            | 9,521          | 265           | 337           | -             | -             |
| Winston               | 2,849            | 4,733          | 98            | 112           | 3,191         | 3,405         |
| <b>Other Counties</b> | -                | -              | -             | -             | <b>6,351</b>  | <b>6,350</b>  |
| <b>State Total 1/</b> | <b>323,146</b>   | <b>487,854</b> | <b>50,198</b> | <b>64,550</b> | <b>75,456</b> | <b>73,206</b> |

1/ Totals may not add due to rounding.

**ALABAMA CASH RECEIPTS FROM FARM MARKETINGS, 1986 REVISED, 1987 PRELIMINARY, BY COUNTY**

| County             | Broilers         |                | Eggs           |                | Other Livestock & Poultry |               |
|--------------------|------------------|----------------|----------------|----------------|---------------------------|---------------|
|                    | 1986             | 1987           | 1986           | 1987           | 1986                      | 1987          |
|                    | Thousand Dollars |                |                |                |                           |               |
| Autauga            | 388              | 304            | 59             | 12             | 61                        | 54            |
| Baldwin            | -                | -              | 1,489          | 1,340          | 210                       | 201           |
| Barbour            | 1,449            | 1,341          | 47             | 12             | 131                       | 129           |
| Bibb               | -                | -              | 18             | 18             | 44                        | 45            |
| Blount             | 31,156           | 34,325         | 10,383         | 10,172         | 886                       | 827           |
| Bullock            | 178              | 824            | 214            | 197            | 106                       | 107           |
| Butler             | 8,247            | 7,042          | 154            | 42             | 93                        | 79            |
| Calhoun            | 10,549           | 8,925          | 2,029          | 1,304          | 123                       | 107           |
| Chambers           | -                | -              | 59             | 12             | 89                        | 77            |
| Cherokee           | 1,205            | 1,224          | 3,602          | 4,386          | 336                       | 327           |
| Chilton            | -                | -              | 95             | 24             | 47                        | 48            |
| Choctaw            | 969              | 792            | 59             | 12             | 100                       | 99            |
| Clarke             | -                | -              | 95             | 24             | 91                        | 88            |
| Clay               | 6,816            | 9,405          | 6,070          | 6,821          | 442                       | 405           |
| Cleburne           | 8,081            | 8,683          | 1,715          | 1,992          | 165                       | 162           |
| Coffee             | 46,503           | 43,348         | 1,685          | 1,424          | 147                       | 147           |
| Colbert            | 10,126           | 8,418          | 47             | 12             | 77                        | 76            |
| Conecuh            | -                | -              | 95             | 24             | 65                        | 62            |
| Coosa              | -                | -              | 184            | 42             | 50                        | 51            |
| Covington          | 34,130           | 23,717         | 1,365          | 1,364          | 237                       | 228           |
| Crenshaw           | 27,878           | 25,368         | 2,866          | 1,783          | 199                       | 188           |
| Cullman            | 168,519          | 144,871        | 27,353         | 28,750         | 1,234                     | 1,184         |
| Dale               | 6,976            | 9,245          | 18             | 18             | 57                        | 56            |
| Dallas             | -                | -              | 2,356          | 2,477          | 4,530                     | 4,788         |
| DeKalb             | 53,824           | 77,181         | 18,761         | 17,717         | 927                       | 893           |
| Elmore             | 1,482            | 1,001          | 59             | 12             | 78                        | 75            |
| Escambia           | -                | -              | 59             | 12             | 45                        | 44            |
| Etowah             | 23,072           | 17,999         | 285            | 162            | 184                       | 171           |
| Fayette            | -                | -              | 59             | 12             | 39                        | 38            |
| Franklin           | 29,907           | 24,593         | 748            | 694            | 169                       | 168           |
| Geneva             | 11,852           | 11,461         | 1,305          | 1,633          | 101                       | 96            |
| Greene             | -                | -              | 59             | 12             | 2,275                     | 2,544         |
| Hale               | 665              | 577            | 47             | 12             | 14,284                    | 14,666        |
| Henry              | -                | -              | 18             | 18             | 18                        | 19            |
| Houston            | -                | -              | 487            | 221            | 62                        | 62            |
| Jackson            | 15,035           | 9,543          | 3,691          | 4,793          | 225                       | 211           |
| Jefferson          | -                | 454            | 5,785          | 5,876          | 376                       | 338           |
| Lamar              | 807              | 865            | 59             | 12             | 100                       | 100           |
| Lauderdale         | 5,135            | 4,273          | 95             | 24             | 102                       | 101           |
| Lawrence           | 23,698           | 21,189         | 10,769         | 6,139          | 912                       | 954           |
| Lee                | -                | -              | 107            | 84             | 188                       | 187           |
| Limestone          | -                | -              | 653            | 993            | 94                        | 92            |
| Lowndes            | 5,932            | 5,836          | 1,466          | 1,143          | 119                       | 117           |
| Macon              | -                | -              | 427            | 12             | 48                        | 45            |
| Madison            | 640              | 532            | 5,708          | 4,739          | 256                       | 300           |
| Marengo            | -                | -              | 95             | 24             | 653                       | 690           |
| Marion             | 8,918            | 7,281          | 184            | 144            | 55                        | 54            |
| Marshall           | 85,387           | 63,701         | 21,580         | 21,624         | 909                       | 971           |
| Mobile             | -                | -              | 1,382          | 1,131          | 325                       | 321           |
| Monroe             | -                | -              | 59             | 12             | 84                        | 85            |
| Montgomery         | 734              | 1,944          | 576            | 1,394          | 86                        | 89            |
| Morgan             | 22,856           | 22,453         | 3,685          | 5,223          | 421                       | 400           |
| Perry              | 1,758            | 2,306          | 47             | 12             | 1,625                     | 1,714         |
| Pickens            | 35,512           | 48,140         | 2,474          | 371            | 421                       | 475           |
| Pike               | 10,751           | 10,768         | 1,121          | 766            | 455                       | 452           |
| Randolph           | 5,858            | 8,562          | 9,274          | 8,197          | 404                       | 383           |
| Russell            | -                | -              | 18             | 18             | 28                        | 26            |
| St. Clair          | 6,782            | 7,948          | 303            | 323            | 36                        | 42            |
| Shelby             | -                | -              | 314            | 221            | 169                       | 157           |
| Sumter             | -                | -              | 291            | 215            | 1,526                     | 1,676         |
| Talladega          | 3,365            | 5,663          | 18             | 18             | 76                        | 74            |
| Tallapoosa         | 524              | 1,122          | 2,005          | 1,035          | 137                       | 121           |
| Tuscaloosa         | 3,926            | 5,765          | 415            | 2,878          | 936                       | 981           |
| Walker             | 15,639           | 14,476         | 267            | 431            | 79                        | 81            |
| Washington         | 2,424            | 1,978          | 742            | 778            | 60                        | 60            |
| Wilcox             | -                | -              | 95             | 24             | 209                       | 211           |
| Winston            | 35,926           | 32,415         | 3,916          | 4,446          | 511                       | 502           |
| Other Counties     | -                | -              | -              | -              | -                         | -             |
| <b>State Total</b> | <b>775,583</b>   | <b>737,858</b> | <b>161,565</b> | <b>155,866</b> | <b>39,329</b>             | <b>40,319</b> |

1/ Totals may not add due to rounding.

**ALABAMA CASH RECEIPTS FROM FARM MARKETINGS, 1986 REVISED, 1987 PRELIMINARY, BY COUNTY**

| County                | Corn             |               | Cotton        |                | Hay          |              |
|-----------------------|------------------|---------------|---------------|----------------|--------------|--------------|
|                       | 1986             | 1987          | 1986          | 1987           | 1986         | 1987         |
|                       | Thousand Dollars |               |               |                |              |              |
| Autauga               | 98               | 53            | 3,909         | 3,629          | 125          | 129          |
| Baldwin               | 2,524            | 2,198         | 171           | 295            | 149          | 188          |
| Barbour               | 184              | 368           | 1,216         | 1,150          | 49           | 94           |
| Bibb                  | 34               | 26            | 142           | 121            | 31           | 41           |
| Blount                | 279              | 133           | 303           | 383            | 215          | 235          |
| Bullock               | 49               | 41            | 155           | 240            | 81           | 76           |
| Butler                | 399              | 188           | 169           | 193            | 73           | 88           |
| Calhoun               | 120              | 185           | 278           | 535            | 83           | 94           |
| Chambers              | -                | -             | 51            | 88             | 66           | 71           |
| Cherokee              | 79               | 79            | 1,526         | 3,510          | 42           | 53           |
| Chilton               | 44               | 32            | 450           | 472            | 115          | 94           |
| Choctaw               | 74               | 38            | 48            | 66             | 115          | 123          |
| Clarke                | 71               | 134           | 35            | 22             | 94           | 106          |
| Clay                  | 23               | 20            | -             | -              | 52           | 50           |
| Cleburne              | 39               | 77            | -             | -              | 29           | 41           |
| Coffee                | 336              | 410           | 262           | 521            | 42           | 71           |
| Colbert               | 250              | 186           | 8,621         | 10,280         | 198          | 153          |
| Conecuh               | 456              | 202           | 56            | 143            | 66           | 97           |
| Coosa                 | -                | -             | -             | -              | 56           | 56           |
| Covington             | 285              | 254           | 1,218         | 1,723          | 69           | 123          |
| Crenshaw              | 228              | 274           | 469           | 535            | 38           | 59           |
| Cullman               | 444              | 341           | 407           | 629            | 306          | 323          |
| Dale                  | 171              | 215           | 110           | 221            | 45           | 47           |
| Dallas                | 95               | 97            | 5,087         | 5,339          | 222          | 223          |
| DeKalb                | 856              | 1,154         | 179           | 317            | 187          | 247          |
| Elmore                | 124              | 81            | 3,561         | 5,239          | 101          | 82           |
| Escambia              | 913              | 730           | 2,048         | 3,345          | 40           | 35           |
| Etowah                | 216              | 95            | 311           | 552            | 115          | 194          |
| Fayette               | 152              | 95            | 594           | 676            | 83           | 47           |
| Franklin              | 492              | 463           | 195           | 267            | 167          | 170          |
| Geneva                | 1,227            | 1,312         | 214           | 521            | 28           | 53           |
| Greene                | 57               | 59            | 361           | 394            | 87           | 123          |
| Hale                  | 311              | 202           | 214           | 256            | 208          | 182          |
| Henry                 | 418              | 577           | 568           | 1,544          | 24           | 65           |
| Houston               | 514              | 616           | 254           | 472            | 58           | 65           |
| Jackson               | 998              | 856           | 46            | 50             | 120          | 123          |
| Jefferson             | 44               | 19            | -             | -              | 111          | 106          |
| Lamar                 | 165              | 76            | 268           | 331            | 59           | 65           |
| Lauderdale            | 710              | 711           | 5,515         | 7,867          | 201          | 176          |
| Lawrence              | 380              | 215           | 9,532         | 11,571         | 194          | 223          |
| Lee                   | 25               | 43            | 776           | 869            | 111          | 141          |
| Limestone             | 501              | 219           | 15,636        | 16,068         | 62           | 76           |
| Lowndes               | 57               | 58            | 2,088         | 1,908          | 215          | 294          |
| Macon                 | 124              | 82            | 1,312         | 1,580          | 42           | 62           |
| Madison               | 754              | 458           | 9,344         | 10,137         | 215          | 170          |
| Marengo               | 152              | 86            | 621           | 976            | 278          | 235          |
| Marion                | 431              | 329           | 83            | 72             | 118          | 71           |
| Marshall              | 342              | 267           | 72            | 204            | 198          | 206          |
| Mobile                | 809              | 458           | 139           | 295            | 125          | 141          |
| Monroe                | 793              | 737           | 2,544         | 4,484          | 74           | 62           |
| Montgomery            | 70               | 64            | 308           | 383            | 340          | 323          |
| Morgan                | 101              | 57            | 830           | 1,031          | 170          | 217          |
| Perry                 | 133              | 114           | 6             | 3              | 306          | 306          |
| Pickens               | 139              | 124           | 950           | 1,161          | 111          | 129          |
| Pike                  | 133              | 392           | 584           | 579            | 118          | 200          |
| Randolph              | 48               | 43            | -             | -              | 67           | 79           |
| Russell               | 44               | 86            | 755           | 1,249          | 52           | 59           |
| St. Clair             | 44               | 40            | -             | -              | 128          | 153          |
| Shelby                | 25               | 29            | 996           | 1,456          | 135          | 135          |
| Sumter                | 101              | 107           | 21            | 19             | 104          | 141          |
| Talladega             | 82               | 93            | 171           | 176            | 111          | 159          |
| Tallapoosa            | -                | -             | 388           | 670            | 40           | 47           |
| Tuscaloosa            | 190              | 85            | 1,780         | 2,220          | 115          | 235          |
| Walker                | 38               | 16            | -             | -              | 139          | 135          |
| Washington            | 139              | 114           | 348           | 353            | 108          | 129          |
| Wilcox                | 241              | 143           | 46            | 72             | 80           | 59           |
| Winston               | 86               | 66            | 13            | 11             | 69           | 82           |
| <b>Other Counties</b> | 53               | 52            | -             | -              | -            | -            |
| <b>State Total 1/</b> | <b>19,515</b>    | <b>17,173</b> | <b>88,355</b> | <b>109,475</b> | <b>7,777</b> | <b>8,639</b> |

1/ Totals may not add due to rounding.

ALABAMA CASH RECEIPTS FROM FARM MARKETINGS, 1986 REVISED, 1987 PRELIMINARY, BY COUNTY

| County                | Sorghum          |              | Soybeans      |               | Wheat         |               |
|-----------------------|------------------|--------------|---------------|---------------|---------------|---------------|
|                       | 1986             | 1987         | 1986          | 1987          | 1986          | 1987          |
|                       | Thousand Dollars |              |               |               |               |               |
| Autauga               | 134              | 44           | 480           | 315           | 178           | 104           |
| Baldwin               | 128              | 110          | 8,465         | 6,551         | 2,162         | 1,556         |
| Barbour               | 12               | 20           | 166           | 68            | 82            | 62            |
| Bibb                  | -                | -            | 129           | -             | 27            | 23            |
| Blount                | 46               | 31           | 1,125         | 618           | 165           | 111           |
| Bullock               | 54               | 15           | 904           | 643           | 41            | 28            |
| Butler                | 17               | -            | 768           | 204           | 88            | 65            |
| Calhoun               | -                | -            | 1,076         | 426           | 82            | 118           |
| Chambers              | 67               | -            | -             | -             | -             | -             |
| Cherokee              | 283              | 21           | 2,305         | 1,236         | 206           | 290           |
| Chilton               | -                | -            | 264           | 93            | 41            | 37            |
| Choctaw               | -                | -            | 105           | -             | -             | -             |
| Clarke                | -                | -            | 111           | -             | -             | -             |
| Clay                  | -                | -            | 74            | -             | -             | -             |
| Cleburne              | -                | -            | 135           | 62            | 41            | -             |
| Coffee                | 69               | 17           | 609           | 142           | 187           | 242           |
| Colbert               | 71               | 30           | 965           | 463           | 288           | 235           |
| Conecuh               | -                | -            | 1,629         | 618           | 129           | 104           |
| Coosa                 | -                | -            | 111           | 49            | -             | -             |
| Covington             | 12               | 26           | 799           | 321           | 148           | 196           |
| Crenshaw              | 21               | 23           | 240           | 49            | 38            | 28            |
| Cullman               | 65               | 37           | 1,488         | 1,199         | 310           | 240           |
| Dale                  | 38               | 17           | 92            | 43            | 192           | 115           |
| Dallas                | 43               | 21           | 2,336         | 1,885         | 453           | 403           |
| DeKalb                | 328              | 167          | 2,742         | 1,650         | 749           | 426           |
| Elmore                | 156              | 64           | 547           | 216           | 247           | 166           |
| Escambia              | -                | -            | 2,840         | 1,761         | 617           | 466           |
| Etowah                | 164              | 51           | 965           | 711           | 156           | 115           |
| Fayette               | 25               | 20           | 1,082         | 402           | 49            | -             |
| Franklin              | 20               | -            | 910           | 581           | 110           | 113           |
| Geneva                | 88               | 18           | 1,617         | 939           | 480           | 348           |
| Greene                | 34               | 17           | 824           | 476           | 178           | 166           |
| Hale                  | 61               | 25           | 2,730         | 1,885         | 590           | 378           |
| Henry                 | 61               | 19           | 369           | 161           | 329           | 277           |
| Houston               | 52               | 34           | 891           | 556           | 357           | 207           |
| Jackson               | 599              | 154          | 4,980         | 2,929         | 247           | 173           |
| Jefferson             | -                | -            | -             | -             | -             | -             |
| Lamar                 | 29               | -            | 320           | 130           | 38            | 30            |
| Lauderdale            | 225              | 111          | 2,551         | 1,415         | 809           | 532           |
| Lawrence              | 186              | 47           | 2,275         | 1,187         | 480           | 581           |
| Lee                   | -                | -            | -             | -             | -             | -             |
| Limestone             | 122              | 32           | 3,529         | 1,360         | 288           | 279           |
| Lowndes               | 20               | -            | 1,432         | 630           | 233           | 58            |
| Macon                 | 19               | 15           | 523           | 457           | 55            | 60            |
| Madison               | 264              | 47           | 7,248         | 3,708         | 1,257         | 1,162         |
| Marengo               | 16               | 15           | 2,023         | 810           | 412           | 196           |
| Marion                | 95               | 17           | 898           | 340           | 228           | 108           |
| Marshall              | 128              | 24           | 1,322         | 649           | 165           | 74            |
| Mobile                | 21               | 19           | 1,180         | 544           | 337           | 124           |
| Monroe                | 21               | 21           | 1,795         | 1,248         | 132           | 122           |
| Montgomery            | 54               | 28           | 1,174         | 1,051         | 754           | 586           |
| Morgan                | 283              | 43           | 1,328         | 525           | 198           | 207           |
| Perry                 | 52               | 27           | 5,453         | 3,720         | 247           | 311           |
| Pickens               | 42               | 25           | 1,248         | 772           | 261           | 196           |
| Pike                  | 47               | 22           | 375           | 198           | 198           | 184           |
| Randolph              | -                | -            | -             | -             | -             | -             |
| Russell               | -                | -            | 338           | 179           | 33            | 39            |
| St. Clair             | -                | -            | 135           | 37            | 33            | 30            |
| Shelby                | -                | -            | 80            | -             | -             | -             |
| Sumter                | 78               | 88           | 1,439         | 655           | 96            | 53            |
| Talladega             | 23               | 21           | 1,598         | 667           | 121           | 111           |
| Tallapoosa            | -                | -            | -             | -             | -             | -             |
| Tuscaloosa            | 37               | -            | 799           | 562           | 165           | 164           |
| Walker                | -                | -            | 74            | 31            | -             | -             |
| Washington            | -                | -            | 98            | -             | -             | -             |
| Wilcox                | 28               | -            | 2,010         | 618           | 82            | 32            |
| Winston               | -                | -            | 61            | -             | -             | -             |
| <b>Other Counties</b> | <b>81</b>        | <b>56</b>    | <b>74</b>     | <b>198</b>    | <b>104</b>    | <b>118</b>    |
| <b>State Total 1/</b> | <b>4,521</b>     | <b>1,640</b> | <b>86,253</b> | <b>48,944</b> | <b>15,693</b> | <b>12,148</b> |

1/ Totals may not add due to rounding.

**ALABAMA CASH RECEIPTS FROM FARM MARKETINGS, 1986 REVISED, 1987 PRELIMINARY, BY COUNTY**

| County                    | Peaches, Pecans,<br>Other Fruits,<br>and Vegetables |               | Peanuts        |                | Sweetpotatoes |              | Irish Potatoes |               |
|---------------------------|---|---------------|----------------|----------------|---------------|--------------|----------------|---------------|
|                           | 1986  | 1987          | 1986           | 1987           | 1986          | 1987         | 1986           | 1987          |
|                           | Thousand Dollars                                    |               |                |                |               |              |                |               |
| Autauga .....             | 2,614   | 2,929         | 125            | 110            | -             | -            | -              | -             |
| Baldwin .....             | 9,619   | 10,535        | -              | -              | 1,187         | 1,294        | 3,643          | 3,401         |
| Barbour .....             | 2,613   | 1,206         | 10,600         | 7,250          | -             | -            | -              | -             |
| Bibb .....                | 80  | 98            | -              | -              | -             | -            | -              | -             |
| Blount .....              | 4,434   | 6,350         | -              | -              | -             | -            | -              | -             |
| Bullock .....             | 1,535   | 744           | 662            | 580            | -             | -            | -              | -             |
| Butler .....              | 1,267   | 946           | 821            | 696            | 152           | 69           | -              | -             |
| Calhoun .....             | 92  | 166           | -              | -              | -             | -            | -              | -             |
| Chambers .....            | 420   | 559           | -              | -              | -             | -            | -              | -             |
| Cherokee .....            | 219   | 164           | -              | -              | -             | 86           | -              | -             |
| Chilton .....             | 5,827   | 6,778         | -              | -              | 332           | 302          | -              | -             |
| Choctaw .....             | 576   | 642           | -              | -              | -             | -            | -              | -             |
| Clarke .....              | 282   | 320           | -              | -              | -             | -            | -              | -             |
| Clay .....                | 161   | 132           | -              | -              | -             | -            | -              | -             |
| Cleburne .....            | 133   | 115           | -              | -              | -             | -            | -              | -             |
| Coffee .....              | 584   | 556           | 18,550         | 17,690         | -             | -            | -              | -             |
| Colbert .....             | 136   | 172           | -              | -              | -             | -            | -              | -             |
| Conecuh .....             | 520   | 420           | 1,060          | 1,189          | -             | -            | -              | -             |
| Coosa .....               | 225   | 270           | -              | -              | -             | -            | -              | -             |
| Covington .....           | 3,573   | 2,204         | 7,234          | 8,033          | -             | -            | -              | -             |
| Crenshaw .....            | 480   | 221           | 4,770          | 4,205          | -             | -            | -              | -             |
| Cullman .....             | 1,722   | 2,479         | -              | -              | 3,799         | 3,710        | 833            | 1,043         |
| Dale .....                | 306   | 235           | 10,600         | 10,440         | 152           | 86           | -              | -             |
| Dallas .....              | 1,415   | 1,665         | -              | -              | -             | -            | -              | -             |
| DeKalb .....              | 2,638   | 3,693         | -              | -              | -             | -            | 3,886          | 4,151         |
| Elmore .....              | 1,113   | 1,367         | -              | -              | -             | -            | -              | -             |
| Escambia .....            | 902   | 817           | 636            | 812            | -             | -            | -              | -             |
| Etowah .....              | 124   | 158           | -              | -              | -             | -            | -              | -             |
| Fayette .....             | 78  | 88            | -              | -              | -             | -            | -              | -             |
| Franklin .....            | 72  | 93            | -              | -              | -             | -            | -              | -             |
| Geneva .....              | 2,456   | 2,814         | 21,783         | 24,360         | -             | -            | -              | -             |
| Greene .....              | 87  | 98            | -              | -              | -             | -            | -              | -             |
| Hale .....                | 3,035   | 2,448         | -              | -              | -             | -            | -              | -             |
| Henry .....               | 670   | 710           | 18,550         | 20,300         | -             | -            | -              | -             |
| Houston .....             | 4,745   | 4,329         | 23,850         | 28,710         | -             | -            | -              | -             |
| Jackson .....             | 1,508   | 2,321         | -              | -              | -             | -            | 2,172          | 2,099         |
| Jefferson .....           | 3,334   | 4,214         | -              | -              | 95            | -            | -              | -             |
| Lamar .....               | 21  | 61            | -              | -              | -             | -            | -              | -             |
| Lauderdale .....          | 1,021   | 1,024         | -              | -              | -             | -            | -              | -             |
| Lawrence .....            | 2,018   | 2,265         | -              | -              | -             | -            | -              | -             |
| Lee .....                 | 648   | 590           | -              | -              | -             | -            | -              | -             |
| Limestone .....           | 424   | 495           | -              | -              | -             | -            | -              | -             |
| Lowndes .....             | 665   | 669           | -              | -              | -             | -            | -              | -             |
| Macon .....               | 330   | 293           | -              | -              | 95            | 86           | -              | -             |
| Madison .....             | 563   | 981           | -              | -              | -             | -            | -              | -             |
| Marengo .....             | 324   | 352           | -              | -              | -             | -            | -              | -             |
| Marion .....              | 82  | 74            | -              | -              | -             | -            | -              | -             |
| Marshall .....            | 596   | 480           | -              | -              | -             | -            | -              | -             |
| Mobile .....              | 2,797   | 4,374         | -              | -              | -             | -            | 867            | 777           |
| Monroe .....              | 325   | 288           | -              | -              | -             | -            | -              | -             |
| Montgomery .....          | 1,024   | 756           | 50             | -              | -             | -            | -              | -             |
| Morgan .....              | 1,207   | 1,458         | -              | -              | 190           | 181          | -              | -             |
| Perry .....               | 472   | 410           | -              | -              | 85            | 95           | -              | -             |
| Pickens .....             | 110   | 165           | -              | -              | -             | -            | -              | -             |
| Pike .....                | 1,476   | 1,372         | 10,600         | 9,570          | -             | -            | -              | -             |
| Randolph .....            | 420   | 633           | -              | -              | -             | -            | -              | -             |
| Russell .....             | 3,605   | 2,579         | 1,166          | 870            | -             | -            | -              | -             |
| St. Clair .....           | 2,583   | 3,478         | -              | -              | -             | -            | -              | -             |
| Shelby .....              | 1,278   | 1,717         | -              | -              | -             | -            | -              | -             |
| Sumter .....              | 206   | 195           | -              | -              | -             | -            | -              | -             |
| Talladega .....           | 154   | 274           | -              | -              | -             | -            | -              | -             |
| Tallapoosa .....          | 155   | 155           | -              | -              | -             | -            | -              | -             |
| Tuscaloosa .....          | 618   | 889           | -              | -              | 209           | 104          | -              | -             |
| Walker .....              | 1,491   | 1,502         | -              | -              | -             | -            | -              | -             |
| Washington .....          | 72  | 106           | -              | -              | -             | -            | -              | -             |
| Wilcox .....              | 145   | 149           | -              | -              | -             | -            | -              | -             |
| Winston .....             | 71  | 93            | -              | -              | -             | -            | -              | -             |
| <b>Other Counties ...</b> | <b>155</b>  | <b>141</b>    | <b>101</b>     | <b>122</b>     | <b>285</b>    | <b>345</b>   | <b>173</b>     | <b>102</b>    |
| <b>State Total 1/ ...</b> | <b>84,653</b>                                       | <b>91,076</b> | <b>131,159</b> | <b>134,937</b> | <b>6,582</b>  | <b>6,358</b> | <b>11,574</b>  | <b>11,574</b> |

1/ Totals may not add due to rounding.

**ALABAMA CASH RECEIPTS FROM FARM MARKETINGS, 1986 REVISED, 1987 PRELIMINARY, BY COUNTY**

| County                | Greenhouse, Sod & Nursery |                | Farm Forest Products |               | Other Crops   |               |
|-----------------------|---------------------------|----------------|----------------------|---------------|---------------|---------------|
|                       | 1986                      | 1987           | 1986                 | 1987          | 1986          | 1987          |
|                       | Thousand Dollars          |                |                      |               |               |               |
| Autauga               | 355                       | 387            | 685                  | 1,024         | 420           | 256           |
| Baldwin               | 12,922                    | 14,791         | 1,035                | 1,444         | 3,989         | 2,510         |
| Barbour               | 118                       | 126            | 1,863                | 1,957         | 48            | 29            |
| Bibb                  | 75                        | 82             | 1,890                | 2,104         | 9             | 6             |
| Blount                | 592                       | 646            | 179                  | 202           | 9             | 6             |
| Bullock               | 3,607                     | 3,937          | 1,670                | 1,386         | 9             | 6             |
| Butler                | 485                       | 529            | 3,432                | 3,589         | 1,593         | 933           |
| Calhoun               | 5,492                     | 5,996          | 36                   | 42            | 241           | 147           |
| Chambers              | 108                       | 118            | 1,136                | 1,391         | 9             | 6             |
| Cherokee              | 5,707                     | 6,223          | 520                  | 370           | 107           | 65            |
| Chilton               | 253                       | 277            | 1,523                | 2,222         | 53            | 33            |
| Choctaw               | 38                        | 45             | 2,460                | 2,719         | 9             | 6             |
| Clarke                | 32                        | 39             | 1,991                | 1,996         | 9             | 6             |
| Clay                  | 48                        | 54             | 491                  | 578           | 9             | 6             |
| Cleburne              | 215                       | 236            | 51                   | 71            | 9             | 6             |
| Coffee                | 517                       | 562            | 937                  | 978           | 19            | 15            |
| Colbert               | 953                       | 1,036          | 221                  | 291           | 9             | 6             |
| Conecuh               | 291                       | 318            | 1,836                | 2,177         | 210           | 128           |
| Coosa                 | 108                       | 118            | 219                  | 264           | 9             | 6             |
| Covington             | 108                       | 118            | 1,844                | 1,750         | 146           | 102           |
| Crenshaw              | 70                        | 77             | 3,000                | 4,075         | 9             | 6             |
| Cullman               | 3,909                     | 4,316          | 520                  | 788           | 99            | 61            |
| Dale                  | 388                       | 422            | 473                  | 444           | 20            | 13            |
| Dallas                | 3,758                     | 4,171          | 1,762                | 2,025         | 145           | 96            |
| DeKalb                | 6,245                     | 6,826          | 320                  | 413           | 195           | 119           |
| Elmore                | 3,037                     | 3,345          | 657                  | 604           | 159           | 97            |
| Escambia              | 296                       | 323            | 1,167                | 1,185         | 138           | 158           |
| Etowah                | 560                       | 611            | 213                  | 243           | 67            | 41            |
| Fayette               | 65                        | 72             | 881                  | 1,378         | 22            | 13            |
| Franklin              | 151                       | 166            | 464                  | 663           | 67            | 41            |
| Geneva                | 73                        | 81             | 405                  | 424           | 54            | 72            |
| Greene                | 517                       | 562            | 1,241                | 4,023         | 62            | 46            |
| Hale                  | 59                        | 66             | 261                  | 508           | 42            | 50            |
| Henry                 | 269                       | 295            | 502                  | 894           | 63            | 43            |
| Houston               | 1,362                     | 1,512          | 570                  | 685           | 26            | 16            |
| Jackson               | 969                       | 1,054          | 313                  | 543           | 9             | 6             |
| Jefferson             | 3,661                     | 4,133          | 338                  | 363           | 23            | 14            |
| Lamar                 | 102                       | 111            | 1,152                | 1,090         | 9             | 6             |
| Lauderdale            | 716                       | 778            | 193                  | 292           | 23            | 14            |
| Lawrence              | 167                       | 183            | 201                  | 168           | 23            | 14            |
| Lee                   | 5,276                     | 5,834          | 475                  | 662           | 1,629         | 994           |
| Limestone             | 3,910                     | 4,350          | 190                  | 298           | 120           | 73            |
| Lowndes               | 102                       | 114            | 1,582                | 1,872         | 60            | 43            |
| Macon                 | 921                       | 1,002          | 684                  | 597           | 1,714         | 1,055         |
| Madison               | 4,500                     | 5,095          | 60                   | 123           | 2,141         | 1,207         |
| Marengo               | 54                        | 61             | 3,452                | 3,533         | 30            | 23            |
| Marion                | 43                        | 50             | 474                  | 695           | 9             | 6             |
| Marshall              | 775                       | 843            | 454                  | 338           | 53            | 33            |
| Mobile                | 31,227                    | 34,770         | 670                  | 682           | 678           | 422           |
| Monroe                | 97                        | 107            | 4,625                | 7,035         | 67            | 41            |
| Montgomery            | 9,260                     | 10,133         | 1,985                | 3,209         | 165           | 124           |
| Morgan                | 2,084                     | 2,315          | 420                  | 389           | 9             | 6             |
| Perry                 | 59                        | 68             | 1,143                | 1,505         | 9             | 6             |
| Pickens               | 479                       | 521            | 1,876                | 2,233         | 66            | 40            |
| Pike                  | 463                       | 506            | 1,391                | 1,358         | 38            | 45            |
| Randolph              | 27                        | 33             | 754                  | 1,111         | 17            | 11            |
| Russell               | 48                        | 54             | 791                  | 959           | 23            | 14            |
| St. Clair             | 555                       | 605            | 391                  | 605           | 159           | 97            |
| Shelby                | 808                       | 879            | 571                  | 1,076         | 195           | 119           |
| Sumter                | 118                       | 132            | 2,530                | 2,526         | 125           | 71            |
| Talladega             | 388                       | 422            | 752                  | 1,063         | 9             | 6             |
| Tallapoosa            | 1,863                     | 2,044          | 463                  | 715           | 44            | 27            |
| Tuscaloosa            | 1,389                     | 1,545          | 1,583                | 2,684         | 114           | 69            |
| Walker                | 54                        | 63             | 857                  | 1,531         | 9             | 6             |
| Washington            | 27                        | 35             | 1,370                | 1,350         | 9             | 6             |
| Wilcox                | 38                        | 45             | 5,597                | 6,033         | 23            | 14            |
| Winston               | 48                        | 53             | 612                  | 868           | 9             | 6             |
| <b>Other Counties</b> | -                         | -              | -                    | -             | <b>210</b>    | <b>266</b>    |
| <b>State Total 1/</b> | <b>123,011</b>            | <b>136,416</b> | <b>74,410</b>        | <b>92,412</b> | <b>15,904</b> | <b>10,022</b> |

1/ Totals may not add due to rounding.



**ALABAMA CASH RECEIPTS FROM FARM MARKETINGS, 1986 REVISED, 1987 PRELIMINARY, BY COUNTY**

| County                | Total Livestock & Poultry |                  | Total All Crops |                | Total Farm Commodities |                  |
|-----------------------|---------------------------|------------------|-----------------|----------------|------------------------|------------------|
|                       | 1986                      | 1987             | 1986            | 1987           | 1986                   | 1987             |
|                       | Thousand Dollars          |                  |                 |                |                        |                  |
| Autauga               | 5,335                     | 7,117            | 9,123           | 8,981          | 14,458                 | 16,098           |
| Baldwin               | 8,448                     | 10,147           | 45,994          | 44,873         | 54,442                 | 55,020           |
| Barbour               | 9,870                     | 13,396           | 16,951          | 12,330         | 26,821                 | 25,726           |
| Bibb                  | 2,505                     | 3,839            | 2,418           | 2,502          | 4,922                  | 6,340            |
| Blount                | 51,673                    | 58,473           | 7,348           | 8,715          | 59,021                 | 67,188           |
| Bullock               | 6,523                     | 9,735            | 8,768           | 7,695          | 15,291                 | 17,430           |
| Butler                | 12,907                    | 13,480           | 9,264           | 7,500          | 22,171                 | 20,980           |
| Calhoun               | 16,633                    | 16,140           | 7,500           | 7,709          | 24,133                 | 23,848           |
| Chambers              | 4,176                     | 5,627            | 1,857           | 2,233          | 6,034                  | 7,861            |
| Cherokee              | 9,470                     | 11,579           | 11,000          | 12,097         | 20,470                 | 23,676           |
| Chilton               | 6,401                     | 9,643            | 8,902           | 10,339         | 15,303                 | 19,982           |
| Choctaw               | 4,214                     | 5,438            | 3,425           | 3,638          | 7,639                  | 9,077            |
| Clarke                | 2,847                     | 4,018            | 2,625           | 2,622          | 5,472                  | 6,640            |
| Clay                  | 17,848                    | 23,725           | 858             | 840            | 18,706                 | 24,566           |
| Cleburne              | 12,380                    | 14,341           | 652             | 607            | 13,032                 | 14,948           |
| Coffee                | 55,227                    | 54,388           | 22,112          | 21,204         | 77,339                 | 75,592           |
| Colbert               | 14,601                    | 14,859           | 11,712          | 12,851         | 26,313                 | 27,710           |
| Conecuh               | 5,296                     | 7,936            | 6,253           | 5,396          | 11,549                 | 13,332           |
| Coosa                 | 2,286                     | 3,107            | 728             | 763            | 3,014                  | 3,870            |
| Covington             | 45,935                    | 40,289           | 15,436          | 14,850         | 61,371                 | 55,140           |
| Crenshaw              | 35,843                    | 34,308           | 9,363           | 9,552          | 45,206                 | 43,860           |
| Cullman               | 209,980                   | 192,822          | 13,902          | 15,165         | 223,882                | 207,987          |
| Dale                  | 11,982                    | 16,370           | 12,588          | 12,297         | 24,570                 | 28,667           |
| Dallas                | 16,016                    | 20,275           | 15,316          | 15,925         | 31,332                 | 36,200           |
| DeKalb                | 84,202                    | 109,667          | 18,325          | 19,163         | 102,527                | 128,830          |
| Elmore                | 8,121                     | 10,359           | 9,702           | 11,260         | 17,823                 | 21,619           |
| Escambia              | 4,875                     | 7,104            | 9,597           | 9,632          | 14,472                 | 16,736           |
| Etowah                | 30,003                    | 26,879           | 2,891           | 2,771          | 32,894                 | 29,650           |
| Fayette               | 4,005                     | 5,264            | 3,030           | 2,791          | 7,036                  | 8,055            |
| Franklin              | 36,488                    | 33,059           | 2,647           | 2,557          | 39,135                 | 35,616           |
| Geneva                | 23,750                    | 27,531           | 28,424          | 30,942         | 52,174                 | 58,473           |
| Greene                | 9,235                     | 12,761           | 3,449           | 5,964          | 12,684                 | 18,725           |
| Hale                  | 27,867                    | 29,055           | 7,510           | 6,000          | 35,377                 | 35,055           |
| Henry                 | 7,109                     | 10,262           | 21,823          | 24,885         | 28,933                 | 35,147           |
| Houston               | 8,922                     | 11,201           | 32,678          | 37,201         | 41,600                 | 48,402           |
| Jackson               | 27,651                    | 27,158           | 11,961          | 10,308         | 39,612                 | 37,466           |
| Jefferson             | 9,151                     | 10,554           | 7,606           | 8,849          | 16,757                 | 19,403           |
| Lamar                 | 4,980                     | 6,359            | 2,164           | 1,899          | 7,144                  | 8,258            |
| Lauderdale            | 17,312                    | 21,077           | 11,964          | 12,920         | 29,275                 | 33,997           |
| Lawrence              | 46,016                    | 43,841           | 15,456          | 16,453         | 61,472                 | 60,294           |
| Lee                   | 4,084                     | 5,510            | 8,940           | 9,133          | 13,024                 | 14,643           |
| Limestone             | 9,839                     | 12,965           | 24,782          | 23,250         | 34,621                 | 36,215           |
| Lowndes               | 21,711                    | 28,692           | 6,455           | 5,646          | 28,165                 | 34,338           |
| Macon                 | 4,016                     | 5,813            | 5,819           | 5,290          | 9,835                  | 11,103           |
| Madison               | 15,951                    | 18,976           | 26,347          | 23,088         | 42,297                 | 42,064           |
| Marengo               | 10,134                    | 14,935           | 7,362           | 6,287          | 17,496                 | 21,222           |
| Marion                | 12,174                    | 11,796           | 2,462           | 1,762          | 14,636                 | 13,557           |
| Marshall              | 113,766                   | 94,109           | 4,105           | 3,117          | 117,871                | 97,227           |
| Mobile                | 12,842                    | 16,803           | 38,850          | 42,605         | 51,692                 | 59,408           |
| Monroe                | 5,699                     | 8,282            | 10,473          | 14,145         | 16,171                 | 22,427           |
| Montgomery            | 17,090                    | 25,427           | 15,185          | 16,657         | 32,275                 | 42,085           |
| Morgan                | 36,591                    | 40,419           | 6,821           | 6,429          | 43,411                 | 46,847           |
| Perry                 | 10,479                    | 12,497           | 7,966           | 6,564          | 18,445                 | 19,061           |
| Pickens               | 44,701                    | 57,379           | 5,281           | 5,366          | 49,982                 | 62,745           |
| Pike                  | 22,785                    | 27,839           | 15,423          | 14,426         | 38,207                 | 42,265           |
| Randolph              | 19,663                    | 23,783           | 1,333           | 1,910          | 20,997                 | 25,693           |
| Russell               | 2,363                     | 3,448            | 6,855           | 6,088          | 9,218                  | 9,536            |
| St. Clair             | 12,566                    | 15,678           | 4,028           | 5,045          | 16,594                 | 20,723           |
| Shelby                | 8,005                     | 10,090           | 4,088           | 5,411          | 12,093                 | 15,501           |
| Sumter                | 9,164                     | 12,519           | 4,817           | 3,986          | 13,982                 | 16,505           |
| Talladega             | 10,954                    | 15,418           | 3,409           | 2,992          | 14,363                 | 18,410           |
| Tallapoosa            | 5,520                     | 6,535            | 2,953           | 3,658          | 8,473                  | 10,192           |
| Tuscaloosa            | 10,385                    | 16,737           | 6,999           | 8,557          | 17,384                 | 25,294           |
| Walker                | 20,397                    | 21,432           | 2,662           | 3,283          | 23,059                 | 24,715           |
| Washington            | 6,448                     | 7,338            | 2,171           | 2,093          | 8,619                  | 9,430            |
| Wilcox                | 7,017                     | 10,093           | 8,289           | 7,165          | 15,306                 | 17,258           |
| Winston               | 46,491                    | 45,613           | 969             | 1,179          | 47,460                 | 46,792           |
| <b>Other Counties</b> | <b>6,355</b>              | <b>6,346</b>     | <b>1,236</b>    | <b>1,405</b>   | <b>7,591</b>           | <b>7,751</b>     |
| <b>State Total 1/</b> | <b>1,425,277</b>          | <b>1,559,653</b> | <b>669,407</b>  | <b>680,814</b> | <b>2,094,684</b>       | <b>2,240,467</b> |

1/ Totals may not add due to rounding.

**ALABAMA CASH RECEIPTS FROM FARM MARKETINGS, 1986 REVISED, 1987 PRELIMINARY, BY COUNTY**

| County                 | Government Payments |               | Non-Farm Commercial Timber |                | Total Farm and Forestry Receipts |                  |
|------------------------|---------------------|---------------|----------------------------|----------------|----------------------------------|------------------|
|                        | 1986                | 1987          | 1986                       | 1987           | 1986                             | 1987             |
|                        | Thousand Dollars    |               |                            |                |                                  |                  |
| Autauga                | 2,365               | 1,433         | 1,526                      | 2,279          | 18,349                           | 19,810           |
| Baldwin                | 859                 | 1,660         | 6,407                      | 8,942          | 61,708                           | 65,622           |
| Barbour                | 1,331               | 1,286         | 3,570                      | 3,749          | 31,722                           | 30,761           |
| Bibb                   | 91                  | 90            | 8,611                      | 9,585          | 13,624                           | 16,015           |
| Blount                 | 142                 | 164           | 870                        | 981            | 60,033                           | 68,333           |
| Bullock                | 165                 | 165           | 2,371                      | 1,970          | 17,826                           | 19,563           |
| Butler                 | 443                 | 542           | 7,031                      | 7,352          | 29,645                           | 28,874           |
| Calhoun                | 135                 | 197           | 1,472                      | 1,708          | 25,741                           | 25,753           |
| Chambers               | 47                  | 34            | 2,348                      | 2,876          | 8,428                            | 10,771           |
| Cherokee               | 1,908               | 1,504         | 1,367                      | 961            | 23,745                           | 26,141           |
| Chilton                | 251                 | 206           | 2,666                      | 3,881          | 18,220                           | 24,069           |
| Choctaw                | 102                 | 89            | 10,609                     | 11,744         | 18,351                           | 20,910           |
| Clarke                 | 110                 | 155           | 15,459                     | 15,512         | 21,041                           | 22,307           |
| Clay                   | 8                   | 7             | 1,627                      | 1,911          | 20,342                           | 26,483           |
| Cleburne               | 27                  | 36            | 1,282                      | 1,790          | 14,340                           | 16,774           |
| Coffee                 | 902                 | 1,313         | 1,878                      | 1,959          | 80,119                           | 78,864           |
| Colbert                | 5,810               | 4,058         | 663                        | 873            | 32,786                           | 32,641           |
| Conecuh                | 734                 | 773           | 4,495                      | 5,330          | 16,778                           | 19,436           |
| Coosa                  | -                   | -             | 2,016                      | 2,427          | 5,030                            | 6,297            |
| Covington              | 883                 | 1,008         | 2,704                      | 2,571          | 64,959                           | 58,718           |
| Crenshaw               | 723                 | 887           | 1,498                      | 2,035          | 47,427                           | 46,782           |
| Cullman                | 366                 | 396           | 1,125                      | 1,706          | 225,373                          | 210,089          |
| Dale                   | 363                 | 716           | 1,103                      | 1,036          | 26,036                           | 30,419           |
| Dallas                 | 3,882               | 3,230         | 2,571                      | 2,950          | 37,785                           | 42,380           |
| DeKalb                 | 1,165               | 1,606         | 390                        | 505            | 104,081                          | 130,941          |
| Elmore                 | 2,911               | 1,954         | 1,697                      | 1,562          | 22,431                           | 25,135           |
| Escambia               | 1,368               | 1,608         | 7,530                      | 7,660          | 23,370                           | 26,005           |
| Etowah                 | 292                 | 306           | 886                        | 1,010          | 34,072                           | 30,966           |
| Fayette                | 353                 | 268           | 1,971                      | 3,082          | 9,359                            | 11,406           |
| Franklin               | 145                 | 322           | 708                        | 1,011          | 39,989                           | 36,948           |
| Geneva                 | 937                 | 1,672         | 469                        | 490            | 53,581                           | 60,635           |
| Greene                 | 469                 | 444           | 2,485                      | 8,058          | 15,638                           | 27,227           |
| Hale                   | 622                 | 667           | 1,231                      | 2,393          | 37,230                           | 38,114           |
| Henry                  | 1,144               | 1,473         | 1,279                      | 2,276          | 31,356                           | 38,895           |
| Houston                | 1,107               | 1,952         | 742                        | 890            | 43,449                           | 51,244           |
| Jackson                | 586                 | 1,388         | 603                        | 1,044          | 40,801                           | 39,898           |
| Jefferson              | -                   | 1             | 4,231                      | 4,546          | 20,988                           | 23,950           |
| Lamar                  | 226                 | 225           | 5,007                      | 4,737          | 12,377                           | 13,219           |
| Lauderdale             | 4,442               | 3,451         | 90                         | 137            | 33,807                           | 37,585           |
| Lawrence               | 10,428              | 4,594         | 212                        | 178            | 72,112                           | 65,066           |
| Lee                    | 777                 | 72            | 3,879                      | 5,415          | 17,680                           | 20,130           |
| Limestone              | 10,861              | 7,592         | 51                         | 80             | 45,533                           | 43,887           |
| Lowndes                | 1,077               | 1,004         | 1,583                      | 1,872          | 30,826                           | 37,213           |
| Macon                  | 869                 | 602           | 983                        | 859            | 11,687                           | 12,564           |
| Madison                | 7,274               | 5,829         | 151                        | 308            | 49,722                           | 48,200           |
| Marengo                | 894                 | 927           | 8,746                      | 8,951          | 27,136                           | 31,101           |
| Marion                 | 489                 | 456           | 5,378                      | 7,891          | 20,503                           | 21,904           |
| Marshall               | 201                 | 452           | 514                        | 383            | 118,586                          | 98,061           |
| Mobile                 | 907                 | 1,080         | 3,678                      | 3,747          | 56,277                           | 64,235           |
| Monroe                 | 2,047               | 2,113         | 6,701                      | 10,208         | 24,919                           | 34,748           |
| Montgomery             | 1,696               | 848           | 741                        | 1,198          | 34,712                           | 44,130           |
| Morgan                 | 882                 | 712           | 210                        | 194            | 44,503                           | 47,753           |
| Perry                  | 896                 | 857           | 2,785                      | 3,668          | 22,126                           | 23,586           |
| Pickens                | 718                 | 643           | 7,999                      | 9,521          | 58,700                           | 72,909           |
| Pike                   | 908                 | 982           | 1,755                      | 1,714          | 40,871                           | 44,961           |
| Randolph               | 13                  | 24            | 1,509                      | 2,225          | 22,519                           | 27,942           |
| Russell                | 914                 | 714           | 2,005                      | 2,429          | 12,137                           | 12,679           |
| St. Clair              | 5                   | 2             | 1,226                      | 1,895          | 17,824                           | 22,620           |
| Shelby                 | 728                 | 492           | 2,241                      | 4,224          | 15,062                           | 20,217           |
| Sumter                 | 132                 | 180           | 5,183                      | 5,175          | 19,297                           | 21,860           |
| Talladega              | 345                 | 360           | 5,782                      | 8,184          | 20,490                           | 26,954           |
| Tallapoosa             | 349                 | 238           | 1,653                      | 2,550          | 10,475                           | 12,980           |
| Tuscaloosa             | 1,210               | 988           | 7,162                      | 12,144         | 25,756                           | 38,427           |
| Walker                 | 12                  | 8             | 3,493                      | 6,239          | 26,564                           | 30,962           |
| Washington             | 337                 | 293           | 8,415                      | 8,293          | 17,371                           | 18,016           |
| Wilcox                 | 559                 | 615           | 6,814                      | 7,345          | 22,679                           | 25,218           |
| Winston                | 10                  | 9             | 2,987                      | 4,235          | 50,457                           | 51,036           |
| <b>Other Counties</b>  | -                   | -             | -                          | -              | <b>7,591</b>                     | <b>7,751</b>     |
| <b>State Totals 1/</b> | <b>82,953</b>       | <b>69,968</b> | <b>208,424</b>             | <b>256,655</b> | <b>2,386,061</b>                 | <b>2,567,090</b> |

1/ Totals may not add due to rounding.



# ALABAMA AGRICULTURAL STATISTICS SERVICE

U.S. DEPARTMENT OF AGRICULTURE

*in cooperation with*

ALABAMA DEPARTMENT  
OF AGRICULTURE AND INDUSTRIES

*JEWEL T. "DUFFY" BARR*  
State Statistician

*ALBERT McDONALD*  
Commissioner of Agriculture

## **PUBLICATIONS ISSUED BY THE ALABAMA AGRICULTURAL STATISTICS SERVICE**

### **ALABAMA FARM FACTS:**

Reports issued twice monthly. The following subjects are included as appropriate:

Agricultural Prices  
Crop Production or Forecasts, Intended & Actual Plantings, and Grain Stocks  
Fruits, Nuts, and Vegetables  
Livestock Numbers, Production, Slaughter, and Milk  
Poultry and Eggs

### **BROILERS**

Reports issued each Wednesday.

### **CROP WEATHER**

Reports issued each Monday, March-December.

### **COUNTY DATA:**

Reports issued between February and June.

Cattle  
Hogs  
Poultry  
Corn  
Cotton  
Hay  
Oats  
Peanuts  
Sorghum Grain  
Soybeans  
Wheat

### **ALABAMA AGRICULTURAL STATISTICS**

An annual summary of crops, livestock, prices, and cash receipts by state and county issued in the fall.

### **FACT SHEET ON ALABAMA AGRICULTURE**

### **ALABAMA AGRICULTURE PERSPECTIVE**

*If you are interested in receiving copies of these releases, please contact:*

Alabama Agricultural Statistics Service  
P.O. Box 1071  
Montgomery, Alabama 36192  
Telephone:(205) 832-7263